

An aerial photograph of the Torres Strait, showing a series of brown, rocky islands and reefs surrounded by vibrant turquoise and deep blue water. The water's color transitions from a bright turquoise near the shore to a deeper blue further out. Several small white crosses are visible on the water's surface, likely marking navigational points or survey locations. The overall scene is a stunning natural landscape.

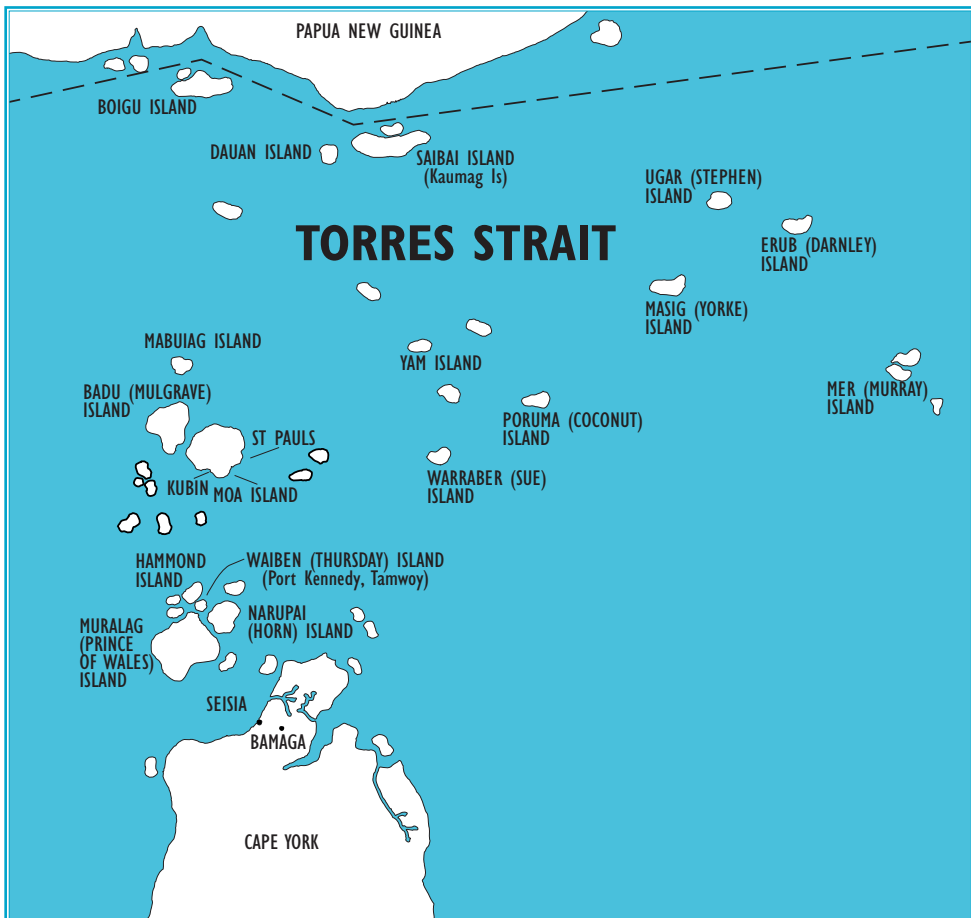
Torres Strait Regional Authority

Annual Report 1999–2000



TORRES STRAIT REGIONAL AUTHORITY

ANNUAL REPORT 1999–2000



© Commonwealth of Australia

ISSN 1324–163X

This work is copyright. Apart from any use as permitted under the *Copyright Act 1968*, no part may be reproduced by any process without prior written permission from the Torres Strait Regional Authority (TSRA). Requests and inquiries concerning reproduction rights should be directed to the Public Affairs Officer, TSRA, PO Box 261, Thursday Island, Qld 4875.

On the front cover appears a LANDSAT satellite image provided by the Australian Centre for Remote Sensing (ACRES), a business unit of AUSLIG, Australia's national mapping agency: www.auslig.gov.au. The image depicts a section of the Torres Strait between Papua New Guinea in the north and Cape York Peninsula in the south. Please refer to a map of the Torres Strait in report.

Copyright © Commonwealth of Australia (1986,1988,1993)

CONTENTS

letter of transmittal	iv
Our Vision	v
Our Goals	vi
Preface	1
Chairperson's Report	2
General Manager's Report	5
TSRA Board	8
About the TSRA	13
Torres Strait Region	13
Operating environment	13
Extent of need	13
Formation	14
Enabling Legislation	15
Functions	15
Powers	16
Powers of Direction by the Minister	16
Review of Electoral System	16
Corporate Overview	17
Corporate Documents	18
Torres Strait Development Plan	19
Relationship with ATSIC	19
Outcome and Outputs	20
Prices of Outcome and Outputs - Planned and Actual	20
Performance Against Outputs	21
Overview of Outputs	23
Output 1 – Economic Development	23
Output 2 – Community Development, Employment and Training	25
Output 3 – Native Title	27
Output 4 – Social, Cultural and Development	27
Output 5 – Housing, Environment, Health and Infrastructure	33
Output 6 – Policy and Information	36
Financial Statements	37
Appendixes	
Appendix 1: TSRA Grants	63
Appendix 2: Freedom of Information Section 8 Statement	66
Appendix 3: Advertising and Market Research	67
Appendix 4: Staffing Overview; Ministerial Appointments	68
Appendix 5: Consultancy Summary	71
Glossary	72
Indexes	73



TORRES STRAIT REGIONAL AUTHORITY

Senator the Hon. John Herron
Minister for Aboriginal and Torres Strait Islander Affairs
Suite MF44
Parliament House
Canberra ACT 2600

Dear Minister

It gives me great pleasure to present you with the sixth Annual Report of the Torres Strait Regional Authority (TSRA), in accordance with section 144ZB of the *Aboriginal and Torres Strait Islander Commission Act 1989* and also section 9 of the *Commonwealth Authorities and Companies Orders 1998*. This Annual Report covers the period from 1 July 1999 to 30 June 2000.

As we move further into the new millennium the TSRA will continue to work in partnership with the Commonwealth Government to improve the quality of life for all Torres Strait Islander and Aboriginal people living in the Torres Strait region.

Yours sincerely

Terry Waia
Chairperson

5 September 2000

OUR VISION

To empower our people to determine their own affairs based on our unique Ailan Kastom bilong Torres Strait from which we draw our unity and strength.

OUR GOALS

- Gain recognition of our rights, customs and identity as Indigenous peoples.
- Achieve a better quality of life for all people living in the Torres Strait region.
- Develop a sustainable economic base.
- Achieve better health and community services.
- Ensure protection of our environment.
- Assert our native title to the lands and waters of the Torres Strait region.

PREFACE

Guide to the 1999–2000 Annual Report

The Torres Strait Regional Authority's Annual Report 1999–2000 is the Chairperson's report to the Minister for Aboriginal and Torres Strait Islander Affairs on the performance and achievements of the TSRA during 1998–99. It is a key accountability document to the Parliament of Australia.

Report structure

The Chairperson's report provides broad comment on the TSRA's challenges and achievements during the reporting period and discusses the TSRA's performance with a political and economic perspective.

The General Manager's report provides a more detailed administrative and organisational overview of the TSRA's performance against its expected outcomes.

Chapter three provides details of the TSRA Members, Advisory Committees, Portfolio Positions and the TSRA meetings held during 1999–2000. Chapter four provides some detail about the Torres Strait region and the people who live there. It also describes: the environment in which the TSRA operates; how and when the TSRA was created; what the TSRA does; and the framework in which it distributes grants and loans.

A section on Outcome and Outputs states the planned and actual prices of the organisation's outcome, and six outputs which include: Economic Development; Community Development and Training; Native Title; Social, Cultural and Development; Housing, Environment, Health and Infrastructure; and Policy and Information. It includes a table providing details on the planned achievements and the actual achievements for the year in relation to each of these six outputs. This is followed by an overview of each of the outputs. The programs and sub-programs are listed and the program's objectives are stated. Details are provided on the strategies and activities the TSRA has undertaken during the year to meet its program objectives, the performance of the programs and sub-programs, and how these programs fit in with the planned achievements as stated in the Torres Strait Development Plan. Where appropriate, the future direction of the program is outlined.

Audited financial statements are provided, followed by the Independent Audit Report. The appendixes contain information on a range of topics including grants the TSRA has made during the year (Appendix 1); the TSRA's statutory functions and powers as described for section 8 of the *Freedom of Information Act 1982* (Appendix 2); advertising and market research details are in Appendix 3; and Appendix 4 contains a full staffing overview including Ministerial Appointments. A Consultancy Summary is in Appendix 5.

To help guide the reader, the report also includes a table of contents, an alphabetical index, a compliance index and a glossary of terms and acronyms used.

Additional information

To obtain more information please contact Ms Nicolette Kormendy, Public Affairs Officer, Torres Strait Regional Authority, PO Box 261, Thursday Island, Queensland 4875, on telephone (07) 40691247, facsimile (07) 40691879, or email nicolette.kormendy@tsra.gov.au.

CHAIRPERSON'S REPORT



Introduction

It is now six years since the TSRA was established on 1 July 1994. With much pride I can say that in this time the TSRA has achieved significant progress towards our aim of improving the lifestyle and wellbeing of Torres Strait

Islanders and Aboriginal people living in the Torres Strait region. I have had the privilege of being a member of the TSRA Board since its establishment, and in March this year I was elected to the position of TSRA Chairperson. Together with the newly elected Board which is comprised of new and returned members, I am continuing to work towards the TSRA's goals, building on the successful outcomes reached by the previous Chairperson, Mr John Abednego. The past year was highlighted by numerous achievements, each one a significant step towards a positive future for the Torres Strait, a future in which we will experience a level of self sufficiency, a strengthened economy, a higher degree of autonomy and an improved standard of living. These positive achievements of the past year are detailed in this Annual Report. They are a source of encouragement to us as we pursue our goals in the approaching financial year, overcoming hurdles and challenges as we confront them.

Separate Act of Parliament

As Torres Strait Islanders we strive to gain recognition of our culture and identity, of which we are immensely proud. For a long time the Government has grouped Torres Strait Islanders with Aboriginal people under the one Act of Parliament and the distinctions between our two cultures have been blurred. However, the Australian Government has given a commitment to the Torres Strait Regional Authority that we will have our own Act of Parliament, thereby recognising that Torres Strait Islanders are a separate race of indigenous people. We have now finalised the bill which has been introduced to the parliamentary

calendar. At the appropriate time it will be presented to the parliamentary sittings for consideration.

Native Title

As the Native Title Representative Body for the Torres Strait region, the TSRA offers legal and anthropological services through its Native Title Office (NTO) to assist native title holders and claimants in the Torres Strait. All claimants who seek TSRA representation are funded by the TSRA and assisted by our staff. This year the NTO was further strengthened by the addition of another solicitor and anthropologist. The team worked together in a professional manner to progress the native title claims of the region, the large majority of which are represented by the TSRA. As a result five determinations were achieved, settling six native title land claims put forward by the communities of Warraber, Poruma, Masig, Mabuiag and Dauan Islands relating to their respective islands. These are the first claims in the Torres Strait to reach determinations since the people of Saibai and Moa Islands achieved legal recognition of their native title rights over their lands in February 1999. The TSRA represented the Saibai Island claim and have since used it as a model on which to base the native title process thereby hastening the progression towards determinations.

The work accomplished by the NTO staff in dealing with native title issues was acknowledged this year by Senator the Hon. John Herron, Minister for Aboriginal and Torres Strait Islander Affairs when he recognised the TSRA as the exclusive Native Title Representative Body for the Torres Strait region under the 1998 amendments to the Native Title Act. The TSRA was the Native Title Representative Body for the Torres Strait under the *Native Title Act 1993*, however an amendment to this Act in 1998 required all representative bodies to re-apply to the Minister to retain their status. The Minister made his decision based on the result of an independent examination of all aspects of the NTO's operations.

Over the financial year the NTO has also been closely involved in projects designed to improve the islands' infrastructure, ensuring that the rights of native title holders are respected. The NTO's goals for the coming year include progressing the outstanding

native title island claims to determination and streamlining the existing sea claims so there will be a coherent strategy in place to take advantage of the impending Croker Island test case. The NTO also continues to deal with ongoing land management issues impacting upon Torres Strait Islander and Aboriginal people's native title interests.

Economic Development

One of the TSRA's goals is to develop a strong economic base in the region so that our people can gain a level of economic independence. We are aiming to reduce our reliance on government welfare and plan to achieve this through developing economically sustainable industries which will improve our economy and provide employment opportunities for our people. The TSRA is helping and encouraging Torres Strait Islanders and Aboriginal people in our region to start their own business enterprises through the provision of business loans and advice.

Our portfolio of business loans continues to increase at a steady rate and currently there are 109 TSRA business funding loans, with an initial value of \$2 million. There are also 32 housing loans with an initial value of \$2.4 million. The scheme is proving a very successful business catalyst. It is not only a great start to a business but it provides our people with a good opportunity to learn about business development. I am pleased to see that people are choosing to take on the challenge of private enterprise but I also encourage more to take the initiative.

All of Government Approach

Addressing the needs of the Torres Strait people is a great challenge which the TSRA is confronting by working in cooperation with the State and Commonwealth Governments to implement and fund major projects. These projects include the Major Infrastructure Program, the Torres Strait Water Upgrade Project Stage Two, the Torres Strait Health Framework Agreement, and the Joint Torres Strait Housing and Infrastructure Agreement. In addition, a Torres Strait Framework Agreement, which is addressing the education needs of Torres Strait Islanders is currently being developed. The TSRA, the Commonwealth and State Governments and some

key Torres Strait organisations will be party to this. This whole of government approach is proving successful as each participating party takes on roles and responsibilities and provides funding and resources to the project.

Joint Torres Strait Housing and Infrastructure Agreement

Recognising the necessity of integrating housing with the delivery of related infrastructure, our Ailan Kastom (Island Custom) and our native title rights, the TSRA, the Island Coordinating Council (another key organisation in the Torres Strait) and the Commonwealth and State Governments recently signed an agreement to jointly address the housing and related infrastructure needs within the Torres Strait. The agreement recognises an ongoing responsibility of the involved parties to ensure the provision of maintenance, training and operational services related to housing and infrastructure. As the Major Infrastructure Program and the Water Upgrade Project have successfully demonstrated that joint funding and a cooperative effort between the Commonwealth and Queensland Governments and local communities is an effective way to deliver services, I believe this agreement will also achieve successful results.

Infrastructure Development and Progress

In cooperation with the Queensland Government, the TSRA has jointly funded the \$21 million Second Stage of the Water Upgrade Project, which is addressing the water shortages experienced by the island communities for many years. Implemented by the Island Coordinating Council, the project is close to completion and is proving highly successful. The project comprises works on eight communities, Boigu, Dauan, Hammond, Kubin, Murray, Stephen, St Pauls and Yorke and follows on from Stage One works completed on seven Torres Strait islands. With the completion of this project, island communities will be assured of an adequate and reliable water supply all year around. The project has been received with great relief by the communities who for many years have run out of water supplies during the long, dry sea-

sons, forcing councils to arrange the transportation of emergency water supplies to the islands via barge. These improved water supplies will enable the communities to maintain a healthier existence.

With funding from the Commonwealth and State Governments amounting to \$30 million, the TSRA is currently implementing the Major Infrastructure Program which has been designed to meet the basic health-related infrastructure needs of the communities. The entire program is expected to be completed over a 10-year period and the \$30 million acquired at this stage is enough to fund the first three years. We will be lobbying for more funds to ensure the program reaches completion. The program began in 1998 and as a result many of the community's infrastructure needs have already been successfully addressed. Our people have been living with inadequate facilities for a long time and this has had an adverse affect on our health status. Through the construction of infrastructure such as sewerage systems and water reticulation systems which are necessary for a healthy existence, this program is making a vast improvement to the living conditions of our people, and thereby helping to eliminate some of the health problems prevalent in our communities.

Autonomy

Greater autonomy has been a topic of concern for Torres Strait Islanders for the last few years. With greater political autonomy our people will have a greater degree of decision making power in regard to issues affecting our region. The establishment of the TSRA was a significant step in this direction as the TSRA Board, which consists of representatives of each island community, negotiates directly with the Commonwealth Government from which we receive our funds. We already have input into decisions affecting our region. The TSRA has a very successful working relationship with the Commonwealth and State Governments and I am confident that this will continue into the future. The progress we have made with native title, economic development and in improving the quality of life for our people are all positive steps towards autonomy. Autonomy is not something we can attain quickly, it is something we must work towards.

However, before we can progress further towards this goal the people of the Torres Strait must first agree on what autonomy actually means. The TSRA has funded the Greater Autonomy Task Force \$100,000 in this financial year to conduct consultations in the Torres Strait communities and provide a report to the Government advising what autonomy should involve. At the June 2000 meeting the TSRA Board appointed myself as the new Chairperson of the Task Force. As a matter of priority I will be ensuring that a useable model for autonomy is developed as soon as possible.

Conclusion

The TRSA has made much progress towards its aim of improving the wellbeing and lifestyle of indigenous people in this region and this is demonstrated through the successful results we have achieved. We have laid the foundations on which to add further improvements and will continue to pursue our goals in the next financial year in cooperation with the Commonwealth and State Governments, with which we maintain a strong relationship. I thank the outgoing Chairperson and Members for their hard work and achievements over the past three years and look forward to working with the newly elected Board in the next financial year. We have many more challenges to face; however, I am confident that we shall overcome all hurdles through working together in the spirit of cooperation.



Terry Waia
Chairperson

GENERAL MANAGER'S REPORT



Introduction

During the sixth year of the TSRA's operations considerable progress was made with the Major Infrastructure Program and Second Stage of the Water Upgrade in the Torres Strait, and the

people of the region are experiencing significantly improved health benefits as a result. There was also considerable success in the native title arena, assisting the communities of Warraber, Poruma, Masig, Mabuiag and Dauan in gaining legal recognition of their native title rights over their respective islands. These claims reached determination on 6–7 July 2000 and are the first claims to achieve this result since February 1999 when the Saibai Island claim reached determination through TSRA representation.

To effectively address the environmental and infrastructure needs of Torres Strait Islanders in the region and to achieve recognition of native title rights, effective working relationships must exist between the administration, the elected arm and other Commonwealth and State Government agencies. The TSRA administration has built on its sound relationships with various Commonwealth and State Government agencies to ensure significant progress and positive results are achieved in these two areas which contribute so much to the general health and esteem of the people in this region.

The second TSRA elections were held in March 2000. Six new members were elected and there was also a change in the Executive Office bearers with the election of a new Chairperson, Deputy Chairperson, Alternate Deputy Chairperson and Torres Strait Commissioner. In addition, significant progress has been made towards the development of a separate TSRA Act with the introduction of the TSRA Bill onto the parliamentary calendar at the start of the Year 2000.

Relationship with the Minister

The TSRA administration has maintained a strong, professional and constructive relationship with the Minister for Aboriginal and Torres Strait Islander Affairs, Senator the Hon. John Herron. One of the year's highlights was the Minister's visit to the Torres Strait in late 1999 to open three major water reservoirs in the communities of Yorke Island, Kubin and St Pauls. The Minister, who had visited these islands in the past, saw the dramatic developments of the Second Stage Water Upgrade Project which cost \$21 million. Particularly gratifying was the fact that the Minister saw evidence of the strong working relationships between the TSRA and various State Government agencies which implemented this most important environmental health project.

Senator Herron also attended the National Torres Strait Islander Seminar/Workshop held on Thursday Island in October 1999 to which Torres Strait Islanders from the mainland and the Torres Strait region were invited to discuss a variety of issues. During one of the conference sessions the delegates had the opportunity to ask Senator Herron numerous questions.

The TSRA administration coordinates visits from the Minister and other Commonwealth and State Ministers to the Torres Strait as well as other dignitaries and guests. The TSRA administration also provides the Minister with timely advice in a professional manner on a range of issues pertaining to the Torres Strait and its people.

Administration

The TSRA administration continues to work in full cooperation with the elected Board, thereby ensuring the aims and aspirations of Torres Strait Islanders and Aboriginal people living in the region can be fulfilled under the constraints of available resources.

The TSRA administration entered into negotiations for its second Workplace Agreement in January 2000. The bargaining process pertaining to the Workplace Agreement was conducted in a professional manner between management and staff and achieved a result which is beneficial to both parties. It is pleasing to report that 98 per cent of the staff voted in favour of

the agreement on 30 June 2000. The agreement runs for a period of three years.

The TSRA administration moved its financial information systems away from ATSIC during this year to a self-contained system housed at the TSRA's offices. This was a substantial move for the TSRA and was successfully implemented by the Corporate Services Section as well as the Information Technology Officer. The TSRA staff have upgraded their skills to implement and become cognisant with the new financial information system. Apart from a few hiccups, everything has gone extremely well. This is another demonstration of TSRA's ability to function in an extremely remote area as an independent Commonwealth agency.

Staffing

During the year the TSRA's staffing level increased due to the strengthening of the Native Title Office (NTO). The NTO benefited from extra funds as a result of an independent report conducted by the Office of Evaluation and Audit regarding its funding and staffing levels. The TSRA added three new staff to the NTO, each ensuring tremendous movement on the resolution of native title determinations during the year. The TSRA staffing level is 30 at the end of this financial year.

I would like to congratulate all the staff of the TSRA who again proved themselves an effective and productive team throughout the year. I am pleased to advise that the external audit conducted by the Australian National Audit Office again demonstrated TSRA's capability to provide a first class result in line with other Commonwealth agencies throughout Australia. However, no other agency has to work under the extreme remote conditions of the TSRA with limited access to professional services and expertise. Our staff have been able to provide results equivalent to elsewhere in Australia. My thanks go to all the staff of the TSRA for their assistance and dedication throughout the year.

The TSRA continues to provide valuable traineeship placements to Torres Strait Islander and Aboriginal people of the region who now make up 63 per cent of the TSRA staff.

During the year the TSRA also made plans to sever itself from ATSIC's information technology network as it was deemed that the outsourcing arrangement ATSIC was implementing did not suit the TSRA's operations. I would like to thank the Information Technology Officer at the TSRA for his dedicated efforts and advice in regard to this most crucial development in the TSRA administration's operations. I would also like to thank the dedicated Information Technology staff at ATSIC for their advice and assistance over the years, particularly this year. My thanks to Max Devereux and his staff at ATSIC.

Business and Economic Development

The TSRA administration and Board again demonstrated their effectiveness in increasing the self-sufficiency of Torres Strait Islander and Aboriginal people of the region by providing a sound base for economic development. Following the guideline set out in the Corporate Development Plans Members allocated \$2.053 million to the Business and Economic Development Program for the year. During the financial year the TSRA lent 33 clients \$504,551 and further committed \$711,900. An additional \$575,883 was advanced under the Community Enterprise Incentive Scheme (CEIS) and \$768,117 committed.

I would like to thank Mr Miseron Levi, the TSRA's Portfolio Member for Small Business and Economic Development (from March 1997 to March 2000) for his great support for the program and the administration during the year. Mr Levi was not in good health for much of the year but his support and great humour was always welcomed.

The program has had a dramatic effect on the people of the region as can be seen by the fact that approximately one in every 47 people in the Torres Strait have been beneficiaries of the BFS program. This amply demonstrates the effectiveness of the TSRA's BFS program in servicing the people of the region. It should be noted that the clients who have received loans from the program are spread throughout the Torres Strait which again demonstrates the administration's ability to service people.

Joint Advisory Council

The Joint Advisory Council (JAC) developed under the auspices of the Torres Strait Treaty between Australia and Papua New Guinea discusses various issues that affect the daily lives of the traditional inhabitants under this most important Treaty. The Treaty allows for the free movement of traditional inhabitants from the Torres Strait Protected Zone and the Western Province of Papua New Guinea (PNG) without the use of passports. The Treaty also provides the framework of Fisheries and Resource Management in the Torres Strait.

This year's JAC Meeting was historic as the leader of the Australian Delegation was His Excellency, the Hon. Nick Warner, Australia's High Commissioner to Papua New Guinea. Mr Warner travelled to the Torres Strait before the JAC Meeting to familiarise himself with the people and the region, and led the Australian Delegation to the JAC which met in Port Moresby during November 1999. At the meeting the JAC discussed amongst other things environmental issues, fisheries, the Chevron Gas Pipeline Proposal and cross border criminal activities. The JAC noted that the Environmental Management Committee (EMC) had not progressed to a satisfactory level during the year and it urged that the EMC consider appropriate mechanisms to ensure this most important area under the auspices of the JAC be progressed more satisfactorily during next year.

Services Agreement

During the year the TSRA and ATSIC entered into a Services Agreement to provide the TSRA with Information Technology, Human Resources systems.

As stated previously the TSRA has now moved to its own Financial Management System and will also be implementing its own Information Technology system for next year. In addition, we will be moving away from purchasing our human resource system from ATSIC as this system is no longer compatible with that of the TSRA.

I would like to thank all the ATSIC staff, particularly Senior Management, who, through the Services Agreement and beyond its scope, helped the TSRA carry out its roles and responsibilities throughout the

year. My thanks go to Mr Mark Sullivan, CEO of ATSIC for his assistance and cooperation with the TSRA and I look forward to working with him and the other ATSIC staff in continued cooperation during the upcoming year.

Conclusion

The significant progress of the Major Infrastructure Program and native title issues in the Torres Strait has provided me with a great deal of satisfaction. The ability of the TSRA administration to serve its clients and provide a better standard of living in the region has been again demonstrated. I look forward to the next financial year in which we will be actively lobbying for the continuation of the Major Infrastructure Program to provide all communities in the Torres Strait with much needed improvements in their basic environmental infrastructure.

I wish to thank the outgoing Chairperson, Mr John Abednego, for his help, guidance and good humour during the last three years. It was a pleasure working with Mr Abednego and he taught me much about the Torres Strait and its culture. His commitment to Torres Strait Islander people and improvement in the region is extremely commendable. I would also like to thank the outgoing TSRA Members for their assistance, particularly Mr Joey Mosby, Mr Miseron Levi and Mr Gibson Pearson.

The new Chairperson, Mr Terry Waia, and members can be assured that my staff and I will continue to provide them with a professional and dedicated service throughout their current term.



David Galvin
General Manager

TSRA BOARD

The TSRA consists of 20 Members, eighteen of whom hold office by virtue of their election to Island Council Chairperson positions on 25 March 2000 under the *Queensland Community Services (Torres Strait) Act 1984*. The other two Members, representing Port Kennedy and Horn/Prince of Wales Islands, were elected on 18 March 2000 in accordance with Division 5 of the *Aboriginal and Torres Strait Islander Commission Act 1989*.

The TSRA Members are:

Mr Terry Waia
 Mrs Margaret Mau
 Mr Henry Garnier
 Mr Elia Doolah
 Mr Jack Ahmat
 Mr Ted Billy
 Mr Edward Dau
 Mr Ron Day
 Mr Pedro Stephen
 Mr Joseph Elu
 Mr Saila Savage
 Mr Toshi Kris
 Mr Getano Lui Jnr AM
 Mr John Abednego
 Mr Donald Mosby
 Mr Francis Pearson
 Mr Phillip Bowie
 Mr Terrence Whap
 Mr Reg Williams

The TSRA member for Stephen Island is currently not represented. The Chairperson is yet to be elected at a by-election scheduled for July 2000.

Mr Terry Waia, Chairperson

Mr Waia was elected the TSRA Chairperson on 19 April 2000. He is also Chairperson of Saibai Island Council and a member of the ICC. Mr Waia has very strong traditional ties to Saibai



and is eager to ensure traditional values of the Torres Strait are not eroded. He is highly respected for his efforts in this area especially for his role in negotiating arrangements under the Torres Strait Treaty through participation in several delegations to Papua New Guinea.

Mrs Margaret Mau, Deputy Chairperson

Mrs Mau is the TSRA Deputy Chairperson, TSRA Portfolio Member for Women's Issues, Chairperson of Dauan Island Council and a Board member of the Women's Council for Rural and Regional Communities and the ICC. Issues of concern to Mrs Mau are: providing the people of the outer island communities with access to basic services; regular maintenance to current housing to ensure liveable standards and, most importantly, establishment of airstrips on Dauan and Stephen Islands to assist in emergency situations and daily travel. In her role as Portfolio Member for Women's Issues, Mrs Mau pursues and encourages ongoing training and development of Torres Strait women to enable them to gain equal representation in decision-making processes within the region.



Mr Terrence Whap, Alternate Deputy Chairperson

Mr Whap is the TSRA Alternate Deputy Chairperson, TSRA Portfolio Member for Arts, Language, Culture and Sport, Chairperson of Mabuiag Island Council and a member of the ICC and IBIS Boards. During his term, Mr Whap would like to achieve better infrastructure for island communities; more sporting facilities for youth; and greater employment for Torres Strait Islander people. He also encourages training initiatives in the Mabuiag Island community. Mr Whap is supportive of economic development and community enterprise and encourages community members to apply for the TSRA Business Development Loans.




Mr Henry Garnier, Member for Hammond Island

Mr Garnier is the Chairperson of the Island Coordinating Council, TSRA Portfolio Member for Marine and Fisheries and Chairperson of Hammond Island Council. Mr Garnier believes the most important issues affecting Torres Strait Islander and Aboriginal people in this region are housing, health, economic development, education, water supply and development of a sustainable fishing industry. His vision is for Torres Strait Islander people to own and manage their own fishing industry and to establish their own banking or credit union facility in the region.



Mr Elia Doolah, ATSIC Commissioner for the Torres Strait Zone

Commissioner Doolah represents the TSRA on the ATSIC Board and is Chairperson of the Torres Strait Islander Advisory Board (TSIAB). He is the Chairperson of Darnley Island Council, Chairperson of the Area Consultative Committee and a member of the IBIS and Island Coordinating Council (ICC) Boards. Mr Doolah is particularly focused on training and education and is keen to see qualified Torres Strait Islander people serving their communities. As Commissioner, Mr Doolah is working towards a better relationship between Torres Strait Islander people living on the mainland and Torres Strait Islander people living in the Torres Strait. He will be keeping mainland Torres Strait Islander people informed of the operations of the TSRA and at the same time, he will convey their concerns to ATSIC and the TSRA.



Mr Jack Ahmat, Member for Badu Island

Mr Ahmat is Chairperson of Badu Island Council and a member of the ICC. He believes the main concerns in the region are health, housing, promotion of culture, economic development, and protection of the environment and fisheries. He believes it is important for the TSRA to support the youth of the Torres Strait.



Mr Ted Billy, Member for Warraber Island

Mr Billy is the Chairperson of Warraber Island Council, a member of the ICC and a member of the IBIS Board on the Board of Directors for the Torres Strait and Northern Peninsula (TSNP) Legal Service. Mr Billy believes the TSRA is providing a good opportunity for his people to take another step forward to a better future. Issues that are important to Mr Billy are health, housing, small business, training, employment and education. Mr Billy is keen to see qualified Torres Strait Islanders working as service providers in Torres Strait communities. He aims to raise awareness of health problems prevalent in the Torres Strait and the ways in which these problems can be prevented and treated. Mr Billy would also like to see his people take the opportunity to become involved in community enterprise. Another of his priorities is to keep cultural traditions alive and ensure they are passed on to future generations.



Mr Edward Dau, Member for Boigu Island

Mr Dau is the Chairperson of Boigu Island Council, a member of the ICC and a member of the IBIS Board. He considers housing, health, education and economic development to be the most pressing issues in the Torres Strait region.



During his term as TSRA Member, Mr Dau will work towards ensuring negotiations between Australia and Papua New Guinea regarding the Torres Strait Treaty take into account the views of his people. He believes the waters (sea) of the Protected Zone must be safeguarded for future generations of Torres Strait Islander people.

Mr Ron Day, Member for Mer (Murray Island)

Mr Day is the Chairperson of Mer Island Council and a member of the ICC. He would like to see the development of a sustainable economy in the Torres Strait and improved standards of education. During his term, Mr Day will ensure the TSRA promotes Torres Strait culture and encourages young adults to participate in mainstream sports.



Pastor Pedro Stephen, Member for Port Kennedy

Pastor Stephen is the TSRA Portfolio Member for Education, Training and Employment, representative for Port Kennedy on Thursday Island and has been the Mayor of the Torres Shire Council since 1994. He is also Pastor of the Full Gospel Church on Thursday Island. Pastor Stephen is committed to transparent accountability and has a strong desire to strengthen and support community organisations and businesses with adequate resources to enable effective service delivery within the region. Mr Stephen aims to initiate productive partnerships between government and non-government organisations and the community. He is actively involved in the Torres Strait and NPA District Health Council, Torres Strait Islander Regional Education Council, Torres Strait Rotary and the Greater Autonomy Task Force. He is committed to the Torres Strait Islanders' goal to achieve self-government.



Mr Joseph Elu, Member for Seisia Community

Mr Elu is the Chairperson of the Commercial Development Corporation (CDC), Chairperson of Seisia Island Council, a member of the ICC and Chairperson of the IBIS Board. Mr Elu is encouraging an increase in funding for business development, establishment of a small business development agency, and an agreement on a regional economic development strategy which incorporates eco-tourism. Under Mr Elu's direction, Seisia Island Council has successfully established a number of business enterprises and has achieved a greater degree of financial independence. Mr Elu was the Commissioner of ATSIC from 1994 to 1997 and was responsible for ATSIC's Aboriginal Employment Development Policy (AEDP) Review and the Tourism Industry Strategy Formulation. Mr Elu places emphasis on the development of tourism and economic independence.



Mr Saila Savage, Member for Kubin Community, Moa Island

Mr Savage was elected Chairperson of Kubin Island Council in March 2000 and is a member of the ICC. His priorities include expansion of the community through construction of more housing and the development of community enterprise. Mr Savage aims to provide the community's youth with more training opportunities so that they can develop skills with which they can assist the community and set up enterprises. He encourages young people to also undertake training on the mainland so that they can bring experience, ideas and expertise back to the community.

Mr John T. Kris, Member for St Pauls Community, Moa Island

Mr Kris is the TSRA Portfolio Member for Housing and Infrastructure, Chairperson of St Pauls Island Council and member of the ICC. Improvements to the quality and quantity of houses and increased training opportunities for the youth at St Pauls are among his top priorities. He believes that through the completion of training programs and apprenticeships, community members will have greater opportunities to gain employment and set up enterprises through which the community's economy will improve. He encourages full community participation in St Pauls' five year Development Plan which details the community's plans and goals.



Mr John Abednego, Member for TRAWQ

Mr Abednego is the TSRA representative for the TRAWQ communities (Tamwoy, Rosehill, Aplin, Waiben, and Quarantine), President of the Tamwoy Development Association (TDA), President of the Torres Strait Islander Media Association (TSIMA) and a member of the Island Coordinating Council (ICC). He is committed to the goal of achieving greater autonomy for the people of Torres Strait. Mr Abednego held the position of TSRA Chairperson from May 1997–April 2000.



Mr Getano Lui (Jnr) AM, Member for Yam Island

Mr Lui is the Chairperson of Yam Island Council and was the first Chairperson of the TSRA. He has also served as a director on the CDC. Mr Lui has actively promoted the needs and aspirations of people living in the



Torres Strait region. Through political lobbying, he has focused government attention on issues affecting people living in the Torres Strait region. He considers greater autonomy for the region to be of paramount importance. Mr Lui has been awarded membership of the Order of Australia (AM) in recognition of his life-long service to the people of the Torres Strait region.

Mr Donald Mosby, Member for Masig (Yorke) Island

Mr Mosby is the Chairperson of Yorke Island Council and a member of the ICC. He aims to develop tourism and establish commercial ventures on the island. He encourages his community members to gain qualifications through training and tertiary education and to establish their own enterprises. Mr Mosby believes that the Torres Strait communities should move away from welfare dependence and progress towards greater autonomy.



Mr Francis Pearson, Member for Poruma (Coconut) Island

Mr Pearson is the Chairperson of Coconut Island and a member of the ICC. He aims to raise the standard of education in his community and invites parents and community members to actively participate in the local school's activities and planning sessions. Mr Pearson encourages people to gain qualifications through traineeships, apprenticeships or tertiary study, so that they can use these skills to assist with community development. He also plans to build on the progress achieved by the previous Chairperson, Mr Gibson Pearson, in developing tourism on the island as this will strengthen the community's economy and provide employment opportunities.





**Mr Phillip Bowie,
Member for
Ngurupai (Horn)
and Muralug (Prince
of Wales) Islands**

Mr Bowie is the TSRA
Portfolio Member for Health
and Environment and TSRA

Member for Horn and Prince of Wales Islands. His
aims for these communities include: provision of a
wharf and transportation for school children on Prince
of Wales Island; upgrading the drainage and sewerage
systems on Horn Island; increasing the community
Police presence; and creating training opportunities
for the CDEP workers. Mr Bowie aims to improve the
housing on Horn Island, ensuring that suitable hous-
ing is also available for the elderly. He supports and
encourages the development of private enterprise and
will work towards expanding and improving the cur-
rent health service within his community. He consid-
ers the accountability of Torres Strait organisations to
be a top priority.



**Mr Reg Williams,
Member for Bamaga
Community**

Mr Williams is the Chairperson
of Bamaga Island Council and
a member of the ICC. He is
presently focusing his ener-

gies on addressing the issues of land, health, housing,
education, and employment in his community. His
priorities include the construction of a new resort
motel, a new Council office, a Rural Transaction
Centre and the transfer of the IBIS Bamaga supermar-
ket complex to Council.

Advisory Committees

The TSRA formed a Budget Review Panel at the June
2000 Board Meeting and the panel has met once. The
members of the panel are Mr Terry Waia, Mr John
Abednego, Mr Pedro Stephen, Mrs Margaret Mau and
Mr Terrence Whap.

Portfolio Positions

The TSRA Portfolio Members as at the 30 June 2000 are:

Women's Issues	Mrs Margaret Mau
Small Business and	Mr Donald Mosby
Economic Development	
Arts, Language,	Mr Terrence Whap
Culture, and Sport	
Legal and Media	Mr John Abednego
Marine and Fisheries	Mr Henry Garnier
Housing and Infrastructure	Mr Toshi Kris
Environment and Health	Mr Phillip Bowie
Education, Training and	Mr Pedro Stephen
Employment	

TSRA Meetings

The TSRA held four meetings between 1 July 1999
and 30 June 2000.

Meetings	Date	Days
No. 24	6-7 September 1999	2
No. 25	6-7 December 1999	2
No. 26	18-19 April 2000	2
No. 27	20-21 June 2000	2

All members attended these meetings except for the
following members who were not present at the
September 1999 meeting: Mr John Abedengo, Mr
Miseron Levi, Mr Reg Williams and Mr Elia Doolah.
Mr Reg Williams was also unable to attend the June
2000 meeting.

ABOUT THE TSRA

Torres Strait Region

The Torres Strait stretches 150 kilometres from the tip of Cape York Peninsula in North Queensland to the south-west coast of Papua New Guinea. Islands, reefs, and coral and sand cays are scattered throughout the region, the northern most island reaching to within five kilometres of the Papua New Guinea coastline.

Culturally unique and remarkably beautiful, the Torres Strait is predominantly inhabited by Torres Strait Islander people who possess strong seafaring and trading traditions, and maintain bonds to the sea through their culture, lifestyle and history.

The region was named after Torres, a Spanish explorer who sailed through the Torres Strait in 1606. After the arrival of missionaries and early settlers who were involved in the pearling, bêche-de-mer and mining industries, the Queensland administration of the Torres Strait was established in 1877, relocating from Somerset to Thursday Island.

The region includes 15 island communities, with populations ranging from 83 to 589, and also two mainland communities. The region's total population is 8,572, of whom 6,064 are Torres Strait Islander and Aboriginal people. Approximately 22,680 Torres Strait Islander people live outside the Torres Strait region.

Torres Strait Islanders first achieved recognition of their traditional rights over their land in 1992, through the High Court's landmark decision to grant Islanders native title rights over Mer (Murray Island). This was the first time native title had been recognised under Australia's common law. It set a precedent for Torres Strait Islander and Aboriginal people throughout Australia who have since put forward their own claims, hoping to achieve an equally successful outcome. Torres Strait Islanders have since achieved native title rights over Moa, Saibai, Warraber, Poruma, Masig, Mabuiag and Dauan Islands in the Torres Strait and are pursuing their native title rights over the sea.

Operating environment

The TSRA aims to improve the lifestyle and wellbeing of Torres Strait Islander and Aboriginal people living in the region through implementing programs that

address their poor socioeconomic and health status. Due to the history of severe disadvantage suffered by the indigenous people of the region, such improvements will be gradual. A report by the Royal Commission into Aboriginal Deaths in Custody revealed that significant improvements can only be achieved through fundamental changes in society's attitudes and recognition of the rights of Australia's indigenous citizens. Consideration should be given to these factors when assessing the TSRA's programs.

The following report of the TSRA's Operating Environment has two sources:

- Statistics, taken from the Australian Bureau of Statistics' (ABS) 1996 Census information (the most recent statistical information, as the next ABS census is to be conducted in 2001), which provide details of the Torres Strait Islander and Aboriginal population in the Torres Strait region, indicating the extent of need in several program areas; and
- Commonwealth Government strategies, policies and responses which have shaped many of the TSRA's program activities.

Extent of need

Population

The 1996 Census showed that the Torres Strait Islander and Aboriginal population in the region:

- at 6,064, represented 80 per cent of the total population of the region, approximately 2 per cent of the indigenous population of Australia and approximately 6.5 per cent of the indigenous population of Queensland;
- had increased by 8 per cent since 1991; this small increase possibly indicating a continuing migration of people out of the area but further research is required; and
- had a median age of 20 years compared to 32 years for the non-indigenous population of the region (i.e. half the indigenous population in the region was 20 years-old or less).

Employment

The 1996 Census information showed:

- the number of unemployed Torres Strait Islander and Aboriginal people in the Torres Strait region was 184 and altogether 1,785 people were employed. This represents an unemployment rate of 5 per cent for Torres Strait Islander and Aboriginal people compared to 7 per cent for the non-indigenous population of the region. In 1991 the unemployment rate in the Torres Strait Islander labour force was 12 per cent. *Note: Community Development Employment Project (CDEP) participants are counted as employed.*

Education

The 1996 Census showed that in the Torres Strait region:

- 10 per cent (365) of Torres Strait Islander and Aboriginal people aged 15 years or over indicated they had tertiary qualifications compared to 47 per cent of non-indigenous people; and
- a further 2 per cent (85) of Torres Strait Islander and Aboriginal people aged 15 years or over were studying for a tertiary qualification.

Income

Household incomes of Torres Strait Islander and Aboriginal people were, according to the 1996 Census, on average lower than those of other households. Of those households where all income data were available:

- 36 per cent of households earned less than \$500 per week compared to 22 per cent of other households; and
- at the upper income levels, 6 per cent of Torres Strait Islander and Aboriginal households had incomes over \$1,500 per week compared to 22 per cent of other households.

Housing

According to the 1996 Census, in the Torres Strait region:

- 13 per cent of Torres Strait Islander and Aboriginal people owned, or were purchasing, their homes compared to 15 per cent of non-indigenous people; and

- the average household size of households with Torres Strait Islander and Aboriginal occupants was 4.7 persons per dwelling compared to 2.7 with no indigenous occupants.

Health

The following information is derived from the Australian Bureau of Statistics 1999 report on the Health and Welfare of Australia's Aboriginal and Torres Strait Islander peoples and the Torres Strait Health Strategy (1993).

- Over the period 1976–94, estimated mortality rates for Torres Strait Islanders living in the Torres Strait area were about two and a half to three times higher than those for all Queenslanders after adjusting for age.
- The main causes of excess deaths in the Torres Strait area for the period 1989–94 were diabetes (33% of the excess) and heart disease (19%), followed by perinatal conditions (13%), pneumonia (12%), bronchitis, emphysema and asthma (12%) and cancer (11%).
- In 1993, the life expectancy of Torres Strait Islander and Aboriginal people living in the Torres Strait region was approximately 23 years less than that for non-indigenous Australians. Women were expected to live 30 years less than non-indigenous Australian females.
- The region's hospital admissions in 1993 were twice that experienced on the Queensland mainland. Health problems in the region were exacerbated by the poor quantity and quality of water and the sewerage and waste disposal systems.
- Data gathered from community consultation and available statistics and studies indicated that numerous factors impacted on the health status of the Torres Strait region including environment, housing, infrastructure, nutrition, access to health services, community involvement and traditional culture, alcohol and other substance abuse, infectious diseases, women's health and mental health.

Formation

The Torres Strait Regional Authority (TSRA) was established on 1 July 1994, under the *Aboriginal and Torres Strait Islander Commission Act 1989*, following a review of the Act. Under the Act, the Torres Strait was one of 35 ATSIC regions throughout Australia. The

review proposed the creation of a separate Torres Strait authority with the same powers as ATSIC.

Following consultation with the Torres Strait Regional Council, and the Council's subsequent historic decision, the Parliament of Australia established the Torres Strait Regional Authority within the framework of the *Aboriginal and Torres Strait Islander Commission Act 1989* (ATSIC Act).

The TSRA consists of an elected arm and an administrative arm. The elected arm is comprised of 20 elected representatives who are Torres Strait Islander and Aboriginal people living in the Torres Strait region. Eighteen TSRA Members are Island Council Chairpersons elected under the *Queensland Community Services (Torres Strait) Act 1984*, and two TSRA Members are elected under Division 5 of the ATSIC Act.

Members of the TSRA elect a Chairperson, a Deputy Chairperson and an Alternate Deputy Chairperson. A Commissioner, also elected by the TSRA Members, represents the TSRA on the ATSIC Board. The Commissioner is also the Chairperson of the Torres Strait Islander Advisory Board (TSIAB). A General Manager is responsible for the TSRA's administration and staffing.

Enabling Legislation

The TSRA's enabling legislation as stated in Part 3A Division 1 of the *Aboriginal and Torres Strait Islander Commission Act 1989* is as follows:

142. (1) A Torres Strait Regional Authority is established.
- (2) The TSRA:
- is a body corporate, with perpetual succession; and
 - is to have a common seal; and
 - may acquire, hold and dispose of real and personal property; and
 - may sue and be sued in its corporate name.

Functions

The functions of the TSRA, as outlined in Section 142A of the ATSIC Act are:

- to recognise and maintain the special and unique Ailan Kastom of Torres Strait Islanders living in the Torres Strait area;
- to formulate and implement programs for Torres Strait Islanders, and Aboriginal persons, living in the Torres Strait area;
- to monitor the effectiveness of programs for Torres Strait Islanders, and Aboriginal persons, living in the Torres Strait area, including programs conducted by other bodies;
- to develop policy proposals to meet national, State and regional needs and priorities of Torres Strait Islanders, and Aboriginal persons, living in the Torres Strait area;
- to assist, advise and cooperate with Torres Strait Islander and Aboriginal communities, organisations and individuals at national, State, Territory and regional levels;
- advise the Minister on:
 - matters relating to Torres Strait Islander affairs, and Aboriginal affairs, in the Torres Strait area, including the administration of legislation;
 - the coordination of the activities of other Commonwealth bodies that affect Torres Strait Islanders, or Aboriginal persons, living in the Torres Strait area;
- when requested by the Minister, to provide information or advice to the Minister on any matter specified by the Minister;
- to take such reasonable action as it considers necessary to protect Torres Strait Islander and Aboriginal cultural material and information relating to the Torres Strait area if the material or information is considered sacred or otherwise significant by Torres Strait Islanders or Aboriginal persons;
- at the request of, or with the agreement of, the Australian Bureau of Statistics but not otherwise, to collect and publish statistical information relating to Torres Strait Islanders, and Aboriginal persons, living in the Torres Strait area;
- such other functions as are conferred on the TSRA by this Act or any other Act;

- k. such other functions as are expressly conferred on the TSRA by a law of a State or of an internal Territory and in respect of which there is in force written approval by the Minister under section 142B;
- l. to undertake such research as is necessary to enable the TSRA to perform any of its other functions; and
- m. to do anything else that is incidental or conducive to the performance of any of the preceding functions.

Powers

The powers of the TSRA, as outlined in section 142C of the ATSIC Act, are the following:

- (1) The TSRA has power to do all things that are necessary or convenient to be done for or in connection with the performance of its functions.
- (2) The powers of the TSRA include, but are not limited to, the following powers:
 - (a) to accept gifts, grants, bequests and devises made to it;
 - (b) to act as trustee of money and other property vested in it on trust;
 - (c) to negotiate and cooperate with other Commonwealth bodies and with State, Territory and local government bodies;
 - (d) to enter into an agreement for making a grant or loan under section 142GA to the State of Queensland or an authority of that State (including a local government body);
 - (e) to enter into an agreement (other than an agreement referred to in paragraph (d)) with a State or a Territory.
- (3) Despite anything in this Act, any money or other property held by the TSRA on trust must be dealt with in accordance with the powers and duties of the TSRA as trustee.
- (4) The powers of the TSRA may be exercised in or out of Australia.

Powers of Direction by the Minister

The TSRA is directed by the Minister for Aboriginal and Torres Strait Islander Affairs, Senator the Hon. John Herron, under section 142E of the ATSIC Act, which states:

- (1) The TSRA must perform its functions and exercise its powers in accordance with any general written directions given to it by the Minister.
- (2) The Minister must not give directions about the content of any advice, information or recommendation that may be given by the TSRA to a Minister, Department of State or authority of the Commonwealth.
- (3) The Minister must not give directions about the content of any advice, information or recommendation that may be given by the TSRA to:
 - (a) a Minister of a State or Territory; or
 - (b) a Department of State of a State or Territory; or
 - (c) an authority of a State or Territory;
 except for the purpose of protecting the confidentiality of information given to the TSRA by the Commonwealth or an authority of the Commonwealth.
- (4) Subject to subsection (5), the Minister must cause a copy of a direction to be laid before each House of Parliament within 15 sitting days of that House after that direction was given.
- (5) The rule in subsection (4) does not apply if the laying of a copy of a direction before each House of the Parliament would result in the disclosure of a matter in a manner that would be inconsistent with the views or sensitivities of Torres Strait Islanders or Aboriginal persons.

Review of Electoral System

Following the ATSIC elections in 1999, the Minister convened a panel in accordance with Section 141 of the *Aboriginal and Torres Strait Islander Commission Act 1989* to review:

- 1. the electoral boundaries (ward, region and zone) under which the various ATSIC and TSRA elections are conducted; and
- 2. the rules that set out how those elections are conducted.

As at the 30 June 2000 the review panel had called for submissions from interested parties.

Corporate Overview

The Corporate Services section provides a range of administrative and program services and is responsible for managing the corporate and financial needs of the TSRA including executive support, finance, housing and enterprise loans, property, personnel, human resources, Workplace Agreement 1998–2000, staff development and training, reception and registry.

Objectives:

- support delivery of the TSRA services to Torres Strait Islander and Aboriginal people in the Torres Strait region;
- promote the efficient and effective use of human, financial and physical resources;
- create a rewarding, safe, healthy and equitable working environment;
- ensure the provision of efficient services for the TSRA and the Minister in order to facilitate decision-making;
- manage and maintain assets of the TSRA; and
- administer housing loans, enterprise loans, and major infrastructure projects to Torres Strait Islander and Aboriginal people in the Torres Strait region.

Internal Audit

The Office of Evaluation and Audit did not undertake an internal audit of the TSRA during the reporting period.

External Audit

The 1998–99 financial statement audit undertaken by Arthur Anderson on behalf of the Australian National Audit Office (ANAO) completed in July 1999, gave an unqualified audit opinion.

The 1999–2000 financial statement audit conducted by Arthur Anderson on behalf of ANAO commenced in June 2000 and is scheduled to be completed by the end of July 2000. The results of this audit will be commented on in next year's annual report.

Workplace Agreement

A new TSRA Workplace Agreement ('the Agreement') which will continue for a three-year period, 1 July 2000 to 30 June 2002, was certified by the Industrial

Relations Commission just after the reporting period on Friday 7 July 2000. This agreement was developed at workplace level in consultation with staff members over a period of 5 months. The objectives of the agreement are to:

1. introduce a strong performance based and merit based organisational culture which encourages rewards and recognises high performance and improves overall organisational performance;
2. support and improve services to the TSRA's client communities and organisations in the Torres Strait;
3. provide equitable remuneration and a flexible set of conditions and working arrangements, which attract, retain and develop all employees;
4. provide flexible and streamlined policies and practices that support management and staff in implementing structural reform; and
5. promote open communication and learning within the organisation.

Personnel

The Corporate Services Section works in conjunction with ATSIC Corporate Division under a Service Agreement, which includes the provision of information technology and human resources services. The Service Agreement finishes on 30 June 2000. The TSRA has set up its own local area network and has outsourced its payroll function to the Australian Institute of Aboriginal and Torres Strait Islander Studies for the financial year 2000–2001.

Staff attended various external and internal training courses throughout the year including ACCPAC – a new accounting system, CUBE – a new loans software, CDEP, Information Technology, Computer Skills and Executive Development. Two staff members are undertaking a Public Sector Management Course. Another staff member is completing a Graduate Certificate in Public Administration.

Property

As noted in the TSRA's 1998–99 Annual Report, the TSRA has an office accommodation usage of 873 square metres for 30 staff and TSRA Members, providing an average of 29.10 square metres per person.

Equal Employment Opportunity

The TSRA is part of ATSIC's EEO Program under the Service Agreement and takes part in appropriate conferences and training programs. Staff are advised of the current arrangements and receive ATSIC and Public Service and Merit Protection Commission (PSMPC) EEO and Harassment and Workplace Diversity booklets and pamphlets as they are revised and developed. EEO and Harassment officers for the TSRA have been elected from within the staff. EEO statistical information is collected on recruitment of all TSRA staff and provided to the PSMPC at the end of each financial year. The TSRA statistical data is set out in Appendix 6(c).

Freedom of Information (FOI)

A statement outlining the structure of the TSRA, as required under Section 8 of the *Freedom of Information Act 1982*, can be found in Appendix 2. During the reporting period no FOI request was received for access to native title documents. Also, no applications for Internal Review or applications to the Administrative Appeals Tribunal (AAT) for review of a decision in relation to a request were received during this time.

Industrial Democracy

The TSRA is part of ATSIC's Industrial Democracy activities and policies under the Service Agreement with ATSIC. The TSRA staff receive ATSIC workplace change publications, staff circulars, policies, and strategies as they are developed. Staff members also participate in regular management, section and staff meetings.

Occupational Health and Safety (OH&S)

This report is provided under Section 74 of the *Occupational Health and Safety (Commonwealth Employment) Act 1990*. The TSRA is part of ATSIC's OH&S Policy Agreement under the Service Agreement and takes part in appropriate national consultation. Staff are informed of the current arrangements and receive OH&S publications from ATSIC as they are developed. The TSRA staff have access to the ATSIC Employee Assistance Program (EAP) under the Service Agreement. Publications are also received

from Comcare for staff. An OH&S Officer for the TSRA has been elected from within the staff.

Privacy

For the reporting period, the Privacy Commissioner did not issue a report on the TSRA under Section 30 of the *Privacy Act 1988* and no personal privacy complaints were made against the TSRA.

Corporate Documents

Between 1 July 1999 and 30 June 2000, the TSRA produced the TSRA 1998-1999 Annual Report and reviewed the TSRA Service Charter. The TSRA also produced the Research Protocols Brochure and 6 community newsletters. The purpose of the Research Protocols Brochure was to inform individuals or organisations interested in conducting research in the Torres Strait communities of the appropriate actions to take prior to commencing research. The protocols were designed to ensure that communities obtain the information necessary for them to make informed decisions as to whom they would allow to conduct research in their communities and on their land and waters.

The TSRA community newsletter (known as *TSRA News*) is a publication distributed throughout the Torres Strait region and Australian mainland via insertion in the local newspaper, *Torres News*. The aim of *TSRA News* is to inform people living in the Torres Strait and on the mainland of what is happening at the TSRA. It consists of media releases by the TSRA and articles specifically relating to the activities and achievements of the TSRA's elected and administrative arms. The TSRA did not produce the *TSRA News* during the three month caretaker period leading up to the TSRA elections in March 2000. The TSRA community newsletter compilation and distribution commenced in June 1996.

The TSRA has also produced a guide for the progress of the Torres Strait and its people towards the year 2001, called the Torres Strait Development Plan. This plan is required under the *Aboriginal and Torres Strait Islander Commission Act 1989*.

These publications can be viewed on the TSRA website (www.tsra.gov.au).

Torres Strait Development Plan

Section 142D of the ATSIC Act states:

- ‘(1) The TSRA must formulate, and revise from time to time, a plan to be known as the Torres Strait Development Plan (the “Plan”).
- (2) The aim of the Plan is to improve the economic, social and cultural status of Torres Strait Islanders, and Aboriginal persons, living in the Torres Strait area.
- (3) The Plan must outline the strategies and policies that the TSRA intends to adopt in order to implement the Plan, including, but not limited to, a marine strategy for the Torres Strait area.
- (4) Each Plan must relate to a period of at least three years, but not more than five years.
- (5) The TSRA must review the Plan regularly.
- (6) The TSRA must perform its functions under this section in consultation with the Minister.
- (7) Without limiting the operation of the *Freedom of Information Act 1982*, the TSRA General Manager must ensure that copies of the Plan as in force from time to time are available for inspection and purchase at each office of the TSRA.
- (8) The TSRA General Manager must cause notice of the publication of the Plan to be published in the *Gazette*.’

The TSRA approved and published the Plan in March 1998. It was gazetted during 1998–99. The Development Plan is reflected in the various sections and sub-sections which comprise this report.

Relationship with ATSIC

The relationship between the TSRA and ATSIC is largely governed by the *Aboriginal and Torres Strait Islander Commission Act 1989*. This Act provides for the inclusion of a TSRA representative as a Commissioner of ATSIC who also chairs ATSIC’s Torres Strait Islander Advisory Board.

The TSRA and ATSIC entered into a Memorandum of Understanding (MoU) on 1 July 1994 that provides the TSRA with information technology, human resources and financial management systems. The MoU was extended for the financial years 1995–96 and 1996–97 to continue the same services provided in the previous year. For the 1998–99 financial year the MoU was changed to a Services Agreement with

the same services provided in previous years. For 1999–2000 the Services Agreement was extended for the provision of information technology and human resources systems but did not include the provision of financial management systems as the TSRA had put in place its own financial management systems. The Service Agreement finished on 30 June 2000.

The TSRA would like to thank ATSIC for its assistance for the previous five years, as through the Agreement, it helped the TSRA to carry out its roles and responsibilities in a timely and professional manner.

OUTCOME AND OUTPUTS

Prices of Outcome and Outputs – Planned and Actual

In 1999–2000 the Commonwealth Government adopted a new financial management framework that changed the way Commonwealth departments and agencies prepare their budgets and estimates. The new framework made Outcomes and Outputs the focus of the way in which departments and agencies plan their activities, budget and manage resources at their disposal and report to the Government.

Outcomes are the results the departments and agencies are expected to achieve and Outputs are the goods and services which are produced and contribute to the achievement of those outcomes.

It was generally understood that this, together with the introduction of the method of budgeting based on the full cost of government activities (Outputs), would promote better accountability and professionalism and would facilitate more informed decision making.

The Torres Strait Regional Authority had just one planned Outcome for 1999–2000. The Outcome was “to achieve a better quality of life and to develop an economic base for Torres Strait Islander and Aboriginal persons living in the Torres Strait”. There were 6 Outputs that contributed to the achievement of the planned Outcome. The Outcome and Outputs together with the budgeted and actual prices are listed below.

The Outcome of the TSRA is to achieve a better quality of life and to develop an economic base for Torres Strait Islanders and Aboriginal persons living in the Torres Strait

Budgeted Total Price of Outputs \$45.092m

Actual Total Price of Outputs \$41.055m

Output 1

Economic Development

Budgeted Total Price \$2.781m

Actual Total Price \$2.157m

Output 2

Community Development Employment and Training

Budgeted Total Price \$24.61m

Actual Total Price \$23.778m

Output 3

Native Title

Budgeted Total Price \$1.663m

Actual Total Price \$0.703m

Output 4

Social Cultural and Development

Budgeted Total Price \$6.668m

Actual Total Price \$6.044m

Output 5

Housing, Environment, Health and Infrastructure

Budgeted Total Price \$8.072m

Actual Total Price \$7.472m

Output 6

Policy and Information

Budgeted Total Price \$1.298m

Actual Total Price \$0.901m

Notes:

1. Revenue from Government through appropriations contributes 98.4% to the total Output price for this Outcome for 1999–2000.
2. The TSRA has no administered expenses.
3. Approximately \$0.9m was expended on housing for Native Title Office staff. Only \$16,000 was claimed in depreciation in accounting for the output. Approximately another \$400,000 was expended on replacement of plant and equipment of which only depreciation was accounted for in the output.

Performance Against Outputs

The table below sets out the Planned Achievements in accordance with the TSRA goals, as stated in the Development Plan, and the Actual Achievements for the year.

Output	Planned Achievements	Actual Achievements
1. Economic Development	<p>Quality: 75% of contracts settled within one month. Quantity: 55 new contracts. Price: an average of \$20,000 per loan contract. 3 Community Development Grants & 1 housing loan.</p> <p>Provide 50 loans to establish business increasing the total portfolio to 140. Provide 3 grants to communities in order to establish viable enterprises. Provide 1 loan under Housing Loan Program.</p>	<p>50% of contracts settled in one month, 30% of contracts are settled within one to three months, 20% three to six months. A total of 33 BFS loans were approved to clients. Of these 23 were for new loans and 10 were an increase in loans for existing clients. A total of 7 housing loans were approved. The average business loan was for \$17,410. The loan portfolio consists of 141 loans, 109 BFS loans and 32 housing loans. During the financial year 15 BFS loans and 1 Housing loan were discharged. Two grants were approved for the Dauan Guest House and Coconut Island Tourism project. In addition four BFS loans were approved to Community Councils.</p>
2. Community Development, Employment and Training	<p>Quality: 75% of CDEP communities comply with guidelines. 85% of targeted training delivered within the financial year. Quantity: 17 communities are on CDEP. 37 training programs to be funded. Price: \$ 24.61m for the Output</p> <p>Ensure that the program is working effectively by scheduling community visits twice a year and checking quarterly financial returns and that 1700 eligible participants are qualified to be on the program.</p>	<p>88% of CDEP organisations fully complied with the CDEP and general funding and operational guidelines. 80% of targeted training was delivered within the financial year. The remaining 20% will be conducted within the first 2 months of the new financial year. 17 funded CDEP organisations enabled 20 communities to be on the CDEP program. 68 Community Training programs were funded. Price: aggregate of \$23.528m for the Output. Each community and organisation was visited an average of 6.5 visits a year. The financial year ended with 1661 participants eligible to be on the program.</p>
3. Native Title	<p>Quality: Recruitment of two new officers completed by August 1999. Inquiries relating to claims to be responded to within 7 days. Quantity: 4 claims to be successfully negotiated. Price: \$1.06m for administering the Output</p>	<p>Two new officers successfully recruited. Straight forward inquiries relating to claims responded to under 7 days. Six claims successfully negotiated to consent determinations of native title.</p>

Output	Planned Achievements	Actual Achievements
	A Legal and a Research officer will be recruited by August 1999 to handle the added workload of the Native Title Office.	There are 14 communities that have been involved in native title claims in the Torres Strait. To date eight of these communities have reached successful Outcomes.
4. Social, Cultural and Development	<p>Quality: approved grants for approved projects will be funded within 28 days of commencement of the financial year.</p> <p>Quantity: 22 grants will be approved in the financial year.</p> <p>Price: an aggregate of \$6.668m for the Output.</p> <p>Provide assistance to the communities to promote and improve the social and cultural wellbeing. Promote community involvement in environmental issues affecting them by providing financial assistance to suitable community organisations running appropriate programs and through publications produced by the TSRA.</p>	<p>All funded organisations received all or part of their first quarterly release within 28 days of the commencement of the financial year.</p> <p>28 grants were approved in the 1999–2000 financial year</p> <p>Price: aggregate of \$6.088m for the Output.</p>
5. Housing and Environment Health and Infrastructure	<p>Quality: infrastructure projects commenced in 1998–99 year will be 80% completed by 30 June 2000.</p> <p>Quantity: sewerage, housing, water supply and reticulation infrastructure projects for the seventeen island communities are continuing; 20 projects to be completed.</p> <p>Price: an aggregate of \$8.072m has been targeted for the Output</p> <p>10 communities will have their water supply upgraded in accordance with standards determined by the World Health Organisation.</p> <p>Upgrade Sewerage Systems in 5 communities.</p> <p>Upgrade Water Reticulation in 5 communities.</p> <p>Upgrade drainage in 1 community.</p>	<p>Approximately 70% of projects commenced in 1998–99 were completed by June 2000</p> <p>Seven of the eight communities under Stage 2 of the Water Upgrade have had their water supplies built which allows water supply adhering to the standard set by the World Health Authority. Three communities had their water supply upgraded. Eight communities had their water reticulation system upgraded. Drainage was upgraded in one community. Sewerage was upgraded in four communities.</p>

Output	Planned Achievements	Actual Achievements
6. Policy and Information	<p>Quality: 98% of Ministerial correspondence dealt with within 14 days. 98% of TSRA Board Members and Portfolio Member for Women's Issues' queries responded to within 14 days. 98% of queries from the public responded to within 14 days.</p> <p>Quantity: 693 publicity, queries and correspondence are anticipated. Less than 5% complaint from TSRA clients.</p> <p>Price: \$1.298m</p>	<p>22 ministerials were received; 21 were dealt within under 14 days and one was dealt within 21 days. All were dealt with by the set deadline.</p> <p>100% of verbal queries were responded to in 14 days.</p> <p>80% of written queries were responded to in 14 days.</p> <p>954 publicity queries and correspondence received including 590 items of correspondence.</p> <p>1 complaint was received, less than 0.2%.</p>

Overview of Outputs

Output 1 – Economic Development

PROGRAM: ECONOMIC

This output is comprised of one major program, the Economic Program, which supplements and contributes to mainstream programs aimed at increasing the economic empowerment and status of Torres Strait Islander and Aboriginal people living in the Torres Strait region and developing opportunities for enhancing employment, training, enterprise development and home ownership.

The Economic Program is comprised of 3 sub-programs:

1. – Business Funding Scheme (BFS);
2. – Home Ownership;
3. – Community Economic Initiatives Scheme (CEIS)

SUBPROGRAM: BUSINESS FUNDING SCHEME (BFS)

Objective

To increase the economic independence of Torres Strait Islander and Aboriginal people of the Torres Strait region by facilitating the acquisition, ownership and development of commercially viable enterprises in accordance with the principles of sustainable economic development.

Description

The BFS has enabled the establishment of a number of businesses within the Torres Strait region, all of which provide an important service to the wider community. The BFS promotes the economic independence of Torres Strait Islander and Aboriginal people by helping them acquire, own and develop commercially successful enterprises. Over the years, the BFS has assisted many individuals and partnerships to establish successful business ventures in a range of industries. This in turn creates employment for the indigenous people of the Torres Strait and Northern Peninsula Area.

One of the key success factors in the Economic Development program is the use of business agents to assist clients in establishing their business and, if required, provide ongoing professional assistance. In addition, the TSRA pays clients' legal costs. This includes legal advice associated with forming the business and the preparation of legal documentation.

If required, the BFS provides an additional service to clients – organising and paying for insurance over the assets. The insurance cost is then charged back to the client's loan account.

Achievements

The Business Funding Scheme is proving a significant source of commercial finance for Torres Strait Islanders wanting to establish or expand their businesses. During the financial period a total of 33 loans

were advanced at a total value of \$504,551. This comprises 23 new loans and 10 increases in existing loans. The number of BFS loans that have been advanced this financial year is down by 18. This is partly a consequence of the poor crayfishing seasons in 1999 and 2000. Many professional divers are postponing business expansion until the fishing industry improves.

During the financial year seven clients paid out their BFS loans.

While the majority of the loans remain within the fishing industry, it is pleasing to see that Torres Strait Islanders are undertaking a diversified range of commercial activities. For example, of the loans financed this financial period the following areas of commercial activity were undertaken.

Industry Sector	No. Loans Disbursed	\$ value
Commercial Fishing	24	302,863
Seafood Processing		
Retail	4	111,662
Transport	3	67,305
Trade	1	7,570
Industrial	1	15,151
Total	33	504,551

In this financial year four BFS loans to community councils were approved. The loans have been approved for Seisia meat processing facilities, Bamaga Motel, Badu Earth Works and the Coconut Island Tourism Venture. This represents a positive evolutionary step towards the community councils obtaining commercial independence. The projects were able to demonstrate that the councils could achieve a commercially viable operation with the cost of capital taken into consideration.

SUB PROGRAM: HOME OWNERSHIP

Objective

To provide home ownership for the indigenous residents of the Torres Strait region through home loans, thereby improving their economic status and social well being.

Description

The Housing Loan Scheme provides home or land loans at concessionary interest rates to Torres Strait Islander and Aboriginal people living in the Torres Strait region who would not normally be able to obtain assistance from conventional lending institutions. The scheme is targeted at low income, first home buyers according to a point system based on family size and rental circumstances. The scheme is self funding.

If required, an additional service that Home Ownership provides to clients is organising and paying for insurance. The insurance cost is then charged back to the client's loan account.

Achievements

This year there has been an unprecedented approval of home loans. For example last financial year three loans were released out of the program. This financial year twelve new loans have been approved. In addition, one client paid out their housing loan.

SUB PROGRAM: COMMUNITY ECONOMIC INITIATIVES SCHEME (CEIS)

Objective

To contribute directly to the economic growth of communities by enabling the development of income generating projects with social, cultural and economic benefits.

Description

Through this component grants are provided to Torres Strait Islander and Aboriginal organisations for the establishment and/or expansion of commercial income generating ventures.

Achievements

During 1999–2000, the TSRA approved the following two grants under the CEIS to Island Councils.

Project	Approval \$
Dauan Guest House	150,000
Coconut Island Tourism Venture	350,000
Total	500,000

The Dauan Guest House was developed due to a need to provide comfortable accommodation to the corporate visitor travelling to the island. With the establishment of suitable accommodation the Dauan Island Community Council is able to charge a room rate that allows for a modest commercial return.

Coconut Island Council was allocated \$350,000 towards the Coconut Island Community Council's Tourist Venture comprised of two standalone self-contained lodges with central outdoor facilities. The project will provide direct employment for up to six members of the island community. In addition, secondary employment will be generated through the provision of fishing and diving charters.

Output 2 – Community Development, Employment and Training

The Community Development, Employment and Training Output comprises two programs:

- 1 – Community Development Employment Program (CDEP)
- 2 – Community Training Program (CTP)

PROGRAM – COMMUNITY DEVELOPMENT EMPLOYMENT PROGRAM (CDEP)

Objective

To provide Torres Strait Islanders and Aboriginal people with the opportunity to voluntarily work in community managed activities which contribute to economic, social and community development and cultural maintenance.

Description

CDEP is available to Torres Strait Islander communities within the Torres Strait region. The scheme enables unemployed Torres Strait Islander and Aboriginal persons to undertake work on activities chosen by the community or organisation as an alternative to unemployment benefits.

The scheme facilitates community development through the implementation of projects decided upon by the communities themselves, at their own pace and following their own priorities. Community development is further enhanced through the scheme's

flexibility and capacity to link with other programs such as the Business Funding and Community Economic Initiatives Schemes, the Community Training Program, apprenticeships and various accredited training programs provided by DETYA.

Funding

The TSRA committed \$21,089,118 of program funds for CDEP to projects in the Torres Strait region, achieving 97% expenditure over commitment. It is the TSRA's single largest program. As at 30 June 2000, there was a total of 1,661 participants in 17 CDEP schemes, covering 20 communities. Expenditure for 1999–2000 was \$20,457,961, comprising wages (\$15,560,342) and recurrent/capital (\$4,897,619), which included \$81,709 as CDEP Support (purchase of 17 dedicated CDEP computers for the organisations and organising the annual CDEP Seminar).

Achievements

CDEP communities within the Torres Strait region are involved in a number of work projects which CDEP members consider to be beneficial to their particular community. During 1999–2000, these projects supported activities such as: road and drainage maintenance; nursery projects; livestock management; cargo handling; fishing, seafood processing and take-away enterprises; maintenance of buildings, sea walls, levee banks and other public utilities; art and crafts; and broadcasting. To these ongoing activities were added housing and major infrastructure contracts which continued to be won by CDEP organisations, continuing and expanding the trend started during 1996–97. In addition, a strongly stated TSRA policy resulted in major construction companies employing increasing numbers of CDEP participants, thus providing the workers with extended working hours and increased income, as well as valuable training.

The 1999–2000 financial year illustrated the systematisation of the planning processes initiated with the compilation of the Community Development Plans drafted in 1997–98, in accordance with the local needs and the various strategies, many of which involved other Commonwealth and State agencies. These Community Plans will be updated during the next financial year (2000–2001), to form the basis of

the next Three-Year Planning and Funding Cycle. This will be done, as previously, through intensive consultations with the Islander communities and coordination and cooperation with the Queensland Government agencies. The CDEP scheme remains the focal point to which a host of other inter-agency programs, notably related to training and business development, are connected.

Funds were committed for the annual reviews of 10 TSRA funded organisations. These funds (\$30,000) had to be rolled-over into the 2000–2001 financial year, as the planned reviews clashed with the Office of Evaluation & Audit Review of the TSRA operations, which focused on the CDEP organisations. The planned reviews will be implemented during the first half of the 2000–2001 financial year.

The 1999–2000 CDEP work plans and programs closely followed the local priorities outlined in Year 2 of the Three-year Community Development Plans developed in 1997–98 and reflected in the TSRA triennial system of funding.

PROGRAM – COMMUNITY TRAINING PROGRAM (CTP)

Objective

To improve individual and community skill levels to enable communities and individuals to improve self-management to become more competitive in the mainstream labour markets.

Description

This component provides community organisations with the opportunity to apply for funds to upgrade skills in administration, financial management, services industries and trades, as well as training related to environmental issues, health, heritage and culture and land management. This training can take the form of formal courses, on-the-job training, or a mixture of both.

Through this component financial assistance may also be provided to a sponsoring organisation's staff member to undertake a full time accredited course at a recognised tertiary educational institution.

Funding

In 1999–2000, the TSRA committed \$1,572,590 to various Torres Strait Islander communities and organisations for the continuation of the CTP program, achieving 94.6% expenditure over commitment.

Achievements

As in previous years, the training funds were used to improve managerial, administrative, and trade-based skills. A range of courses were conducted on the following – computer operation, accounting, software, office management, building trades, screen printing, fashion studies, small business management, fishery/seafood processing, fuel outlets, hazardous substances, retailing, First Aid, Work Place Health & Safety, community policing, airport reporting, child care, ranger, furniture making, cooking and sewing, fitness and sport coaching, environmental health, and financial management.

A concerted effort to link these courses with CDEP and the training and employment opportunities offered to the communities by the Department of Education, Training and Youth Affairs (DETYA) as well as the network of Job Centres, continued during 1998–99. Torres Strait communities utilised skilled residents to conduct training where possible, while in other instances expressions of interest were sought from trainers based elsewhere. In 1999–2000, more than 40 apprenticeships were supported and maintained. The TSRA Board have made it clear that they continue to consider community based training as one of the utmost priorities in the Torres Strait.

As part of the total CTP allocation, the TSRA contributed \$200,000 to the Financial Administration Improvement Program (FAIP), a Queensland Government initiative aimed at improving the standards of financial administration and reporting of the Island Councils. The program is coordinated by the Island Coordinating Council (ICC) and involves intensive training in financial administration of the councils' staff, both through on-the-job training by professional financial services officers and through formal sessions delivered by contracted training consultants. Regular and frequent meetings are being held involving representatives of the TSRA, the Island Coordinating Council (ICC) and the State

Government, enabling close monitoring of the performance of the councils and organisations. Significant successes have been achieved in this area this year, with an increasing number of Island Councils able to receive unqualified audit reports by the Queensland Auditor General.

Output 3 – Native Title

Objective

To achieve maximum recognition of the native title rights of Torres Strait Islander and Aboriginal peoples in relation to the land and seas of the Torres Strait.

Description

This component facilitates the securing of legal recognition of native title in the Torres Strait; and proper regard for native title rights in relation to all projects affecting Torres Strait land and seas.

Funding

For the 1999–2000 financial year the TSRA was funded, through the newly adopted accrual accounting system, an amount of \$1.663 million for the ongoing operation of the Native Title Office and the provision of housing for the Native Title Office staff. A total of \$90,000 was committed and expended from the Native Title allocation towards reimbursement of costs incurred by TSRA funded organisations: \$70,000 went to the Island Coordinating Council for finalisation of contracts involving native title staff and \$20,000 to the Mer (Murray) Island Council for reimbursement of costs incurred while dealing with local Land Tenure issues.

Achievements

Five determinations recognising native title in the Torres Strait were obtained, settling six native title land claims. The TSRA was instrumental in securing these determinations, which were achieved for the communities of Warraber, Poruma, Masig (Yorke), Mabuiag and Dauan Islands. This was the result of extensive community consultations carried out over a period of 18 months by the TSRA Chairperson, the native title Steering Committee and the Native Title Office staff.

The TSRA is acting on behalf of the claimants in a majority of the Torres Strait communities and progressing their native title claims. The Native Title Office has been further upgraded with the addition of a second solicitor and an anthropologist. The contracts involving the Senior Lawyer, the Senior Anthropologist and the Executive Officer were finalised, and run until February 2001 (Senior Lawyer and Executive Officer) and September 2000 (Senior Anthropologist).

The Native Title Office has also addressed several significant land management issues including native title clearances for the construction of major infrastructure on numerous islands.

Output 4 – Social, Cultural and Development

Through the Social, Cultural and Development Output, the TSRA aims to enable Torres Strait Islander and Aboriginal people of the Torres Strait region to lead independent and healthy lives, with full recognition of their cultural heritage and rights to land by providing coherent and responsive programs to improve the quality of their lives and to ensure equity in their access to services and participation in the wider community.

This Output comprises 5 programs as outlined below:

1. – Municipal Support & Broadcasting
2. – Social Justice
3. – Heritage, Culture & Environment
4. – Youth Support & Sports
5. – Women's Issues

PROGRAM – MUNICIPAL SUPPORT & BROADCASTING

This program is comprised of two sub-programs:

1. Municipal Support
2. Broadcasting

SUB PROGRAM – MUNICIPAL SUPPORT

Objective

To ensure that an increasing number of indigenous people living in the Torres Strait region have access to facilities consistent with and appropriate to their needs, as well as essential municipal services.

Description

The TSRA may provide funding under this component in the following manner:

- contributions towards the operating costs of local and remote communities' councils and organisations;
- supplements for the State's vehicle and machinery replacement program; and
- funding for community amenities, buildings, essential services and temporary accommodation.

Funding

In 1999–2000, the TSRA committed \$1,269,791 as a contribution to the Island Councils' operations, \$693,768 towards the purchase or replacement of earth moving and other machinery, and \$1,052,816 towards the construction of council buildings, community halls, resource centres and other amenities.

Achievements

The Island Councils used the TSRA's funds for the employment of council clerks, who are responsible for the management and coordination of the councils' operations, and to supplement the funds provided by the Queensland Government for council operations and the capital equipment replacement program. The TSRA achieved 98.6% expenditure (council operations), 91.1% expenditure (machinery) and 31% expenditure (community buildings and amenities) in the 1999–2000 financial year, and the rest was rolled over into 2000–2001.

The Mer (Murray) Island Council is currently building the new sea food processing facility and have used in 1999–2000 more than half their allocation of \$403,368. The remainder was rolled-over into the next financial year as the construction has been delayed due to the abnormally long wet season. The project is due for completion during the first half of the 2000–2001 financial year.

The community hall at Saibai was completed.

The planned community hall at Kubin is still awaiting a contribution from the State Government and the funds (\$150,000) were rolled-over into the next financial year.

The Dauan Island Council Community Hall was upgraded (\$50,000 was released late last year).

The Badu Island Council Community Hall was also upgraded (\$110,000).

The planned community hall at Darnley Island was still plagued by problems associated with Land Tenure, therefore the funds (\$377,063) had to be rolled-over for the second time.

The Island Councils received grants totalling \$632,080 which enabled them to purchase the following items of machinery and equipment:

- | | |
|----------------------------|------------------------------|
| a) Badu Island Council | <i>Truck</i> |
| b) Hammond Island Council | <i>Pump-out truck</i> |
| c) Bamaga Island Council | <i>Farm tractor</i> |
| d) Boigu Island Council | <i>Backhoe</i> |
| e) Coconut Island Council | <i>Spacia Bus</i> |
| f) Dauan Island Council | <i>5 ton Tip-truck</i> |
| g) Murray Island Council | <i>Second hand Bulldozer</i> |
| h) St.Pauls Island Council | <i>Multi-tool machine</i> |
| i) Warraber Island Council | <i>Hi-lux Dual cab</i> |
| j) Yam Island Council | <i>Rubbish truck</i> |

SUB PROGRAM – BROADCASTING

Objective

To enable Torres Strait Islanders and Aboriginal people of the Torres Strait region access to the range of broadcasting and communication services available to mainstream Australia.

To develop and extend the broadcasting and communications network of the indigenous residents of the Torres Strait in order to reinforce and promote their cultural identity and to foster general community awareness of their culture and priorities.

Description

This program gives the indigenous residents of the Torres Strait control of their own broadcasting and television services. Through the BRACS scheme, it provides remote communities with the facilities to gain access to, and control of, television and radio services. It encourages the production of programs with local and cultural input for distribution within the Torres Strait region and the rest of Australia. It also supports the operations and development of the Torres Strait Indigenous Media Association (TSIMA).

Funding

The TSRA provided funding totalling \$1,101,129 under this component. The Torres Strait Islander Media Association (TSIMA) received approximately half of this funding (\$540,229) for operational and community broadcasting costs. The Island Coordinating Council received \$206,900 for the establishment of a third television channel on the islands. The remainder of the funds (\$354,000) was divided between 16 outer Island Councils for upgrading, operating and maintaining their own BRACS units through a three-year rolling program of maintenance and capital replacement.

Achievements

TSIMA obtained a licence for 24 hour operation from the Australian Broadcasting Tribunal and operated on that basis in 1998–99, providing a local service of news, music, current affairs and items of interest. This operation continued throughout 1999–2000.

All 16 Island communities now have access to at least three television stations.

The 1997–98 review commissioned by TSIMA had recommended a systematic program involving upgrades of the buildings and equipment used by the outer islands' BRACS units. This program was incorporated into the TSRA three-year funding plan on an urgency of needs basis and through it the BRACS units operating at Stephen, Warraber, Badu, Kubin and Dauan Islands received capital funding of \$15,000 in 1999–2000, in addition to their normal operating costs. Overall expenditure against this output was 97%.

PROGRAM – SOCIAL JUSTICE

Objective

To ensure that the human and legal rights of the indigenous people of the Torres Strait region are enforced at international, national, state and local levels.

Description

The TSRA is providing financial assistance towards the provision of culturally appropriate indigenous Legal Aid services. It also supports advocacy services representing the interests of indigenous people in

contact with the juvenile and criminal justice system, and is committed to the development of Torres Strait indigenous perspectives to be brought to bear in international and national forums.

Funding

The TSRA provided \$383,888 under this program during 1999–2000 for the provision of a legal service to Torres Strait Islander and Aboriginal people living in the region.

Achievements

The principal achievement of this program has been the availability of adequate legal representation for people living in the Torres Strait region at the Magistrate Courts of both Thursday Island and Bamaga.

In 1999–2000, the TSNP Legal Service gave preliminary legal advice and consultations to 921 clients, gave assistance in 120 civil cases and represented 801 criminal cases. They also gave 240 brief outs in Cairns and commenced a program of intensive legal and office training for their staff, including several sessions on dealing with clients.

PROGRAM – HERITAGE, CULTURE & ENVIRONMENT

Objective

To assist the indigenous people of the Torres Strait region in preserving, protecting and developing their cultural heritage and to promote their involvement in environmental issues affecting them.

Description

This program provides funds to: support projects seeking to preserve and protect the environment, heritage, culture and languages of the indigenous people of the Torres Strait region; promote and maximise their involvement in the management of their land, seas and sacred sites; and to ensure that they regain ownership and control of the areas and objects of cultural significance to them.

In addition, this program element provides funds to promote, develop and support the Torres Strait region's indigenous people in their involvement with traditional/modern artistic and cultural activities as well as to promote awareness of the contribution

made by the region's indigenous art, culture and history to the wider Australian and world community.

a) Heritage & Culture

Funding

In 1999–2000, the TSRA committed a total of \$114,061 for the support of artistic and cultural activities in the Torres Strait region.

Achievements

In 1999–2000, the TSRA provided the Torres Shire Council with \$55,000 towards the organisation of the biennial Torres Strait Cultural Festival and provided the Thursday Island State Primary School with \$12,000 in support of its annual program of traditional dancing in Queensland and interstate.

The TSRA also provided: \$6,500 to the TRAWQ Council and \$3,000 to TSIMA for the local Mabo Day celebrations conducted by the Meriam Elders; \$4,275 to TSIMA for an Aboriginal dance conference; \$10,000 to Mura Kosker for celebrations connected to the commemoration of past Thursday Island railway workers; \$10,000 and \$2,286 to the Island Coordinating Council for a Church Gospel Eistedfodd and the purchase of a digital camera respectively; \$6,000 to the Yorke Island Council to send school children to participate in the Art Festival at Laura; and \$5,000 to the Boigu Island Council to send school children to the Art Festival at Parramatta.

The TSRA thus maintains itself as the logical source of assistance to local individuals and organisations for whom the maintenance and development of the region's cultural and artistic heritage is a high priority.

b) Environment

Funding

From a grant of \$200,000 received from Environment Australia and rolled over from the previous year, the TSRA disbursed funds in 1999–2000 to –

Great Barrier Reef	
Marine Park Authority –	\$46,690
James Cook University	9,690
Consumables & Freight	1,190
	<hr/> 5,7570

Achievements

Torres Strait Heavy Metals (Research) Project

The purpose of the grants was to fund the continuation of the Torres Strait Heavy Metals (Research) Project being co-operatively undertaken by the Great Barrier Reef Marine Park Authority, James Cook University, Australian Fisheries Management Authority, Australian Institute of Marine Science, TSRA. The TSRA received a report on the first stage of the project (bivalve analysis for heavy metals) before 30 June 2000 which is to be published. Interim reporting to Environment Australia has occurred. The project continues in 2000–2001 with the ultimate objective of reporting on heavy metals present in traditional food species consumed by Torres Strait Islanders.

Gas Pipeline

The TSRA Environmental Officer, on behalf of the TSRA and the ICC, has been negotiating with energy company Chevron on the proposed gas pipeline to extend from PNG to Australia, to ensure that the appropriate studies are conducted to determine whether the implementation of the pipeline would have an adverse effect on the Torres Strait region and its people. Through these negotiations the TSRA is also aiming to identify ways in which Torres Strait Islanders would benefit from the project, should it go ahead. The TSRA received funds in 1999–2000 from ICC for this purpose.

Indigenous Protected Area and Marine Protected Area

The establishment of an Indigenous Protected Area at Deliverance Island (Boigu) and at Pulu Island (Mabuiag) is being facilitated. Also, the TSRA has been working cooperatively with Environment Australia and the Island Coordinating Council to complete interim reporting on the feasibility of introducing a Marine Protected Area in the Torres Strait.

Community Based Management Model

The introduction of a Torres Strait Community Based Management model – “Straitcare”, to ensure the sustainability of the ocean's resources through a management program which involves the island communities, has been progressed.

Oil Spills

Interacting with the Queensland Department of Transport and Queensland Parks and Wildlife Service, the TSRA is ensuring members of island communities are educated about oil spill management on the outer islands.

Research Projects

The TSRA has been prioritising research projects for all fisheries (commercial and traditional) in the Torres Strait, working cooperatively with the Australian Fisheries Management Authority (AFMA) in regard to local implementation of fisheries management in the Torres Strait.

Input to Environmental Committees

Working cooperatively with Environment Australia the TSRA is arranging the inclusion of Torres Strait Islanders on the Indigenous Advisory Committee.

On a quarterly basis the TSRA provides input to the Reef Advisory Committee on matters of mutual concern regarding the conservation and protection of biodiversity in reefal areas.

MaSTERS

The Marine Strategy for Torres Strait (MaSTERS) has been completed and the TSRA is working with the Island Coordinating Council, arranging the production and distribution of this strategy.

Research Protocols

Protocols for research in the Torres Strait have been developed in consultation with the Native Title Office and distributed to research institutions and professional organisations throughout Australia.

PROGRAMS – SOCIAL

The TSRA has two social programs:

- a) Youth Support & Sports
- b) Women's Issues

Objective

To ensure that the rights and wellbeing of indigenous women, youth, the disabled and aged are respected and are commensurate with the norm applied in the wider Australian community.

To reduce the incidence of drug abuse, domestic violence, neglect and other symptoms of social dysfunction affecting the indigenous population of the Torres Strait region.

To promote the social and physical wellbeing of the indigenous peoples of the Torres Strait region and the development of a positive self-image through increased access to, and participation in, recreation and sporting activities.

Description

This program provides funding for the operational costs of centres and sporting associations for women, youth, disabled and aged people. It also provides funding for the hosting of sporting events and associated travel requirements, as well as the construction and upgrading of sporting and community facilities and equipment.

In 1999–2000, the TSRA committed a total of \$1,201,617 under this program, with a 91.1% expenditure, comprising the following grants:

a) Youth Support and Sports

Funding

- \$145,875 to the Port Kennedy Association (PKA) to assist in meeting the costs of their operations;
- \$39,464 to the Youth Activities Services (YAS) as a contribution to the costs of their operations;
- \$253,983 to the Torres Strait Youth & Recreational Sporting Association (TSYRSA) as a contribution to their operating costs and to the assistance, in terms of both funding and expertise, which they provide to the various indigenous sporting associations in the Torres Strait.
- \$85,000 to Stephen Island Council for the upgrading of their basketball court.
- \$300,000 to St Pauls Community Council to continue the construction of a Sports Stadium (mostly the floor slab).
- \$60,000 to the Coconut Island Council to erect a Grandstand and a Kiosk at their sporting facility.

- \$70,000 was committed to the Yam Island Council to upgrade their sports oval, but had to be rolled over into the following financial year as the works depended on input from the Department of Primary Industries.
- Smaller amounts totalling \$65,946 were distributed among Badu Island Council (\$27,900), Port Kennedy Association (\$4,796), TSIMA (\$2,750), Dauan (\$3,000), and the Island Coordinating Council (\$27,500) for the promotion of rugby league, including tournaments, mainland NRL teams' visits, club uniforms and teams' travel.

Achievements

The Port Kennedy Association operations include a play group and a youth social worker, and the organisation continues to operate a social enrichment program. The association also operates a Child Care Centre, which opened during 1997–98.

The activities of the YAS are more modest, as reflected by their budget. However, the services rendered (mostly games, excursions, counselling) are very valuable as they are addressed to the young unemployed, school age adolescents and other "groups at risk".

The TSYRSA received a total of \$253,983, and the funding enabled various sporting codes (including indoor volleyball, darts, basketball and Rugby League football) to be conducted through their specific sporting associations, coaching clinics and competitions (including the annual "State of Origin" Rugby League tournament). The funding also enabled contributions to be made to outer islands sports infrastructure, school sports meetings and sporting exchanges. As in previous years, the TSYRSA employed a full-time administrator and fulfilled its role as an umbrella organisation for the sporting activities taking place in the Torres Strait, notably the annual Rugby League tournaments organised at Badu and on Thursday Island itself.

The construction of the sporting facilities at St Pauls is progressing well and is now half-completed.

The Grandstand and Kiosk at Coconut Island are now completed.

The TSRA contributed \$30,000 in 1998–1999 to a joint initiative with the Queensland Government (\$40,000) in developing a comprehensive Sport &

Recreation Plan for the whole of the Torres Strait. This Plan, comprising three tiers (local, cluster and regional), is now completed.

During the financial year 1999–2000 there was again a significant development and increased presence of sport in the Torres Strait. The main sport is still Rugby League, but other codes, such as Australian Rules and Rugby Union, are making good inroads in the community and sporting events are very well attended. With major upgrades of the sporting facilities available on Thursday Island and also those on the outer islands, it is expected that this involvement will steadily increase.

b) Women's Issues

Funding

A grant of \$132,265 was provided to the Mura Kosker Sorority, an organisation formed to address the issues affecting Torres Strait Islander and Aboriginal women living in the Torres Strait region.

Achievements

Mura Kosker Sorority is the principal community based service provider to women and their families within the Torres Strait region. The main services provided are protection of and support to victims of domestic violence, care for the aged and disabled, counselling, refuge facilities and child care assistance. The organisation is working very closely with the TSRA Women's Issues Officer, the TSRA Portfolio Member for Women Issues and the project staff. Mura Kosker staff sent a delegation to a women's conference in Darwin and participated in the Lena Passi Domestic Violence Workshop.

Mura Kosker's corporate performance, however, is ordinary as the organisation is still beset by administrative difficulties stemming mainly from insufficient administrative funds to cater for the various programs (mostly State Government funded) which it conducts. These programs include Home and Community Care (HACC), Old Peoples Action Program (OPAP), Victims of Violence Program (Lena Passi Women Shelter) and Emergency Relief Funding (ERF). The main problem is that the State funded projects do not include any significant administrative component, resulting in a series of ad hoc measures designed to keep the organisation and the programs running. As

with many organisations, significant improvements in terms of outcomes depend heavily on the quality of their administration.

Output Five – Housing, Environment, Health and Infrastructure

PROGRAM: HOUSING AND ENVIRONMENTAL HEALTH

The output of Housing and Environmental Health Infrastructure aims to increase the number of Torres Strait Islander and Aboriginal persons in the Torres Strait area with access to adequate housing, infrastructure facilities and essential municipal services consistent with and appropriate to their needs. The output also aims to improve the health standard by providing appropriate and sustainable infrastructure as well as ensuring that adequate environmental health programs are implemented.

This output has one program, Housing and Environmental Health which is comprised of 2 sub-programs:

- a) Environmental Health
- b) Community Housing

SUB PROGRAM: ENVIRONMENTAL HEALTH

Objective

Through the implementation of two projects – the Water Upgrade Stage 2 and the Major Infrastructure Program (MIP), both of which address the various infrastructure needs of the Torres Strait communities, the TSRA aims to improve the health status and general wellbeing of Torres Strait Islanders living in the

region. The TSRA also aims to improve the standard of safety for passengers travelling to and from island communities by aircraft through the upgrade of airstrips.

Water Upgrade Stage 2

Description

The completion of Stage 2 of the Water Upgrade Project will ensure that all 15 outer island communities have access to 250 litres of healthy water per person per day. This is the minimum standard set by the World Health Organisation. Previously these communities had experienced severe water shortages during long dry seasons – particularly in 1997. The project was jointly funded by the Torres Strait Regional Authority (TSRA) – \$14.2m and the Queensland Government through the Department of Aboriginal and Torres Strait Islander Policy and Development (DATSIPD) – \$7m. In 1999–2000 the TSRA contributed a further \$2.2m as part of its overall commitment of \$14.2m.

Achievements

Stage 2 of the Water Upgrade Project was implemented between January 1998 and September 2000. It comprised works on eight communities (Boigu, Dauan, Hammond, Kubin, Murray, Stephen, St Pauls and Yorke Islands) and follows on from the Stage 1 works on seven Torres Strait Islands. In 1999–2000 seven water supply facilities were upgraded in seven communities. The only community yet to have its water supply facilities completed is Hammond Island where construction has commenced and is scheduled to be completed in September 2000.

A summary of works

Community	Works
Boigu	20 ML covered excavated storage; desalination system (180 kL/day)
Dauan	4 groundwater infiltration systems; 6 ML covered excavated storage
Kubin	weir and infiltration system; 28 ML uncovered excavated storage
Hammond	2 groundwater infiltration systems; submarine pipeline from Thursday Island
Murray	20 ML covered excavated storage; desalination system (180 kL.day)
St Pauls	2 infiltration systems; 28 ML uncovered excavated storages
Stephen	2 groundwater bores; 4 ML covered excavated storages
Yorke	24 ML covered excavated storage; provision for temporary desalination.

Major Infrastructure Program (MIP)

Description

The Major Infrastructure Program seeks to improve the infrastructure standards in the 15 outer island communities as well as Bamaga and Seisia. The TSRA and the Queensland Government jointly funded infrastructure projects amounting to \$30 million in the region from 1999 to 2001.

The TSRA has appointed consulting firm Ove Arup and Partners to manage the program; Ove Arup has appointed a panel of consultants to manage the individual projects. The consultants have completed extensive consultations with the Torres Strait Islander communities, resulting in detailed planning reports. These reports identify the numerous health-related infrastructure requirements of the 17 Torres Strait communities.

Achievements

In the 1999–2000 financial year many works were commenced or completed in the island communities under the MIP.

- The sewerage system in Seisia community will be improved through the upgrading of defective septic systems, the upgrading of grey water collection systems and the construction of three additional ablution blocks. Construction will be undertaken by Seisia Island Council and is scheduled to reach completion in October 2000.
- The provision of sewerage infrastructure for Boigu and Saibai Islands and water reticulation for Saibai Island was incorporated into one contract; this includes the removal of pan toilets and the provision of a reticulated sewerage system in these two communities. A contract was awarded on 14 June 2000 with works to commence in early July and expected to reach completion in December 2000.
- The works on Dauan water reticulation and roads upgrade were completed in November 1999. The Boigu water reticulation works were completed in May 2000.
- The Yam Island sewerage reticulation is complete and the sewerage treatment plant has been constructed. The Yam water reservoir was completed in May 2000. Tenders for additional works on the Yam Island desalination unit have closed, tenders are still to be evaluated. It is planned that works will be commissioned early in the 2000–2001 financial year.
- Works on the Badu Water Supply have been completed. This involved the construction of a reservoir, wells and treatment plant. The works on the Badu Drainage system are scheduled to be completed in August 2000.
- Works on the St Pauls water reticulation system are 80% complete and are scheduled to reach completion in September 2000. St Pauls Council is undertaking the works.
- Toilet pan conversion works on Yorke, Kubin, St Pauls and Hammond communities were completed by August 2000.

Summary of Works

Community	Infrastructure	Status
Seisia	Upgrade septic systems in the community, and provide improved facilities within the local campground.	Under construction
Hammond	Conversion of all pan toilets to septic systems, including the provision of new w/c's where required.	Completed
Boigu	Provision of a reticulated sewerage system, including a package treatment plant and ocean outfall, and provision of facilities at all houses.	Works just commenced
Saibai	Provision of a reticulated sewerage system, including a package treatment plant and ocean outfall, and provision of necessary facilities at all houses. Upgrade of the reticulated water system including enlarging the lagoon and replacing the lagoon liner and cover. Includes connecting pipework to the existing main and level monitoring and control equipment at the lagoon and reservoir sites.	Works just commenced Works just commenced

Summary of Works continued

Community	Infrastructure	Status
Dauan	Minor water reticulation works	Completed
Coconut	Extension of water reticulation system and provision of water bores for use with the mobile desalination plant.	Completed
	Conversion of all pan toilets to septic systems, including the provision of new w/c's where required.	To be done
Warraber	Conversion of all pan toilets to septic systems, including the provision of new w/c's where required.	To be done
Yam	Provision of a reticulated sewerage system, including a package treatment plant and ocean outfall, and provision of necessary facilities at all houses.	Sewer work completed
	Reticulated water supply, the provision of a new reservoir (2 ML concrete tank) and two new bores for use with the desalination plant.	Reservoir and bores completed
	Also includes the upgrade of the desalination plant to 180 kL/day.	Desal plant to be done
Yorke	Conversion of all pan toilets to septic systems, including the provision of new w/c's or ablutions where required. Disposal of grey water into separate trenches.	Almost completed
	Some minor upgrade works on Yorke water reticulation.	Progressing
Kubin	Conversion of all pan toilets to septic systems, including the provision of new w/c's where required.	Completed
St Pauls	Conversion of all pan toilets to septic systems, including the provision of new w/c's where required.	Completed
	Extension of water reticulation system (works by Council)	Continuing
Badu	Water – provision of 3 new wells (and access road), associated pipelines, a new water treatment plant, and new reservoir (1.8 ML concrete tank)	Completed
	Drainage – stage 1 of surface drainage works, designed to dispose of ponding water in low lying areas.	75% complete
	Conversion of all pan toilets to septic systems, including the provision of new w/c's where required.	To be done
Mabuiag	Conversion of all pan toilets to septic systems, including the provision of new w/c's where required.	To be done
Darnley	Conversion of all pan toilets to septic systems, including the provision of new w/c's or ablutions where required. Disposal of grey water into separate trenches.	To be done
	Upgrade of water treatment plant.	To be done
Stephen	Conversion of all pan toilets to septic systems, including the provision of new w/c's where required.	
Murray	Provision of a reticulated sewerage system, including a package treatment plant and ocean outfall and provision of necessary facilities at all houses.	To be done
	Upgrade works to water reticulation system	Progressing
Regional	Each community continuing with septic systems will have ready access to a septic pump-out truck.	Badu unit supplied

Airstrips

Description

In 1999–2000 the TSRA contributed \$300,000 to the Queensland Department of Transport towards the cost of hard surfacing the airstrips with crushed rock. The TSRA released an amount of \$600,000 (\$300,000 each) to the Queensland Department of Transport as a contribution to the upgrading and paving of the airstrips at Saibai and Kubin.

Achievements

The sealing of Kubin airstrip is now complete and works are currently in progress at Saibai Island. Stage 2 of the upgrading/sealing of the Saibai Island airstrip is planned for September 2000.

SUB PROGRAM – COMMUNITY HOUSING

Objective

The provision of adequate and appropriate housing for Torres Strait Islander and Aboriginal people living in the Torres Strait region.

Description

In 1999–2000, the TSRA co-signed the Bilateral Commonwealth/State Housing Agreement, with the Island Coordinating Council (ICC), the Minister for Family and Community Services and the Minister for Aboriginal and Torres Strait Islander Affairs representing the Commonwealth of Australia, and the Minister for Housing and the Minister for Aboriginal and Torres Strait Islander Policy, representing the State of Queensland. This Agreement represents a milestone in Commonwealth/State cooperation in relation to Aboriginal and Torres Strait Islander Housing and related infrastructure issues, as it outlines a framework within which the delivery of housing and infrastructure programs will be planned and coordinated, thereby rendering it more efficient. To quote the Preamble to the Agreement:

“The main objective of this Agreement is to plan and coordinate housing and related infrastructure, to achieve equitable outcomes for Torres Strait Islander and Aboriginal people living in the Torres Strait region. It does this by establishing a partnership between the Queensland Government, the

Commonwealth Government and the Torres Strait Regional Authority. This Agreement adopts a holistic and “whole of Government” approach to the coordination and planning of housing and related infrastructure within the Torres Strait, recognising particularly the need for integration of housing with delivery of related infrastructure, Ailan Kastom and native title rights. It also recognises an ongoing responsibility to ensure that the provision of maintenance, training and operational services are addressed.”

Achievements

The TSRA entered into contracts of sale to purchase three areas of excess Commonwealth land from the Department of Finance and Administration. Settlement is scheduled for September 2000. The land will be used to provide appropriate private and rental housing for Torres Strait Islander and Aboriginal people living in the Torres Strait region.

The connections from 64 dwellings to the main sewerage line on Thursday Island were completed without a hitch, to the great satisfaction of the two indigenous housing cooperatives involved.

Output 6 – Policy and Information

Objective

To provide information to the Minister, the TSRA Board and the public on the TSRA's policies, goals, progress and achievements.

Achievements


The TSRA advised the Minister on matters relating to Torres Strait Islander affairs and Aboriginal affairs in the Torres Strait area, including the administration of legislation and co-ordination of the activities of other Commonwealth bodies.

During the year the administration provided 15 briefing papers for the Board's consideration. The Board made 23 formal decisions. A total of 42 items of correspondence, including Ministerials, were prepared for the Minister.

A Public Relations Officer produced press releases, regular newsletters, an annual report and information brochures. A website and Service Charter were also maintained.

**Torres Strait
Regional Authority**

**FINANCIAL STATEMENTS
1999 – 2000**



INDEPENDENT AUDIT REPORT

To the Minister for Aboriginal and Torres Strait Islander Affairs

Scope

I have audited the financial statements of Torres Strait Regional Authority for the year ended 30 June 2000. The financial statements comprise:

- Statement by Directors;
- Operating Statement;
- Balance Sheet;
- Statement of Cash Flows;
- Schedule of Commitments; and
- Notes to and forming part of the Financial Statements.

The members of the Authority are responsible for the preparation and presentation of the financial statements and the information they contain. I have conducted an independent audit of the financial statements in order to express an opinion on them to you.

The audit has been conducted in accordance with Australian National Audit Office Auditing Standards, which incorporate the Australian Auditing Standards, to provide reasonable assurance as to whether the financial statements are free of material misstatement. Audit procedures included examination, on a test basis, of evidence supporting the amounts and other disclosures in the financial statements, and the evaluation of accounting policies and significant accounting estimates. These procedures have been undertaken to form an opinion as to whether, in all material respects, the financial statements are presented fairly in accordance with Australian Accounting Standards, other mandatory professional reporting requirements and statutory requirements in Australia so as to present a view of the entity which is consistent with my understanding of its financial position, the results of its operations and its cash flows.

The audit opinion expressed in this report has been formed on the above basis.

Audit Opinion

In my opinion,

- (iii) the financial statements have been prepared in accordance with Schedule 2 of the Finance Minister's Orders; and
- (iv) the financial statements give a true and fair view, in accordance with applicable Accounting Standards, other mandatory professional reporting requirements and Schedule 2 of the Finance Minister's Orders, of the financial position of the Torres Strait Regional Authority as at 30 June 2000 and results of its operations and its cash flows for the year then ended.

Australian National Audit Office



Edward M. Hay
Group Executive Director

Delegate of the Auditor-General

Canberra
11 September 2000

**TORRES STRAIT
REGIONAL AUTHORITY**

FINANCIAL STATEMENTS

1999 – 2000

CONTENTS

OPERATING STATEMENT

BALANCE SHEET

STATEMENT OF CASH FLOWS

SCHEDULE OF COMMITMENTS

NOTES TO AND FORMING PART OF THE FINANCIAL STATEMENTS

**TORRES STRAIT REGIONAL AUTHORITY
CERTIFICATION OF FINANCIAL STATEMENTS**

In our opinion, the attached financial statements give a true and fair view of the matters required by Schedule 2 to the Finance Minister's Orders made under the *Commonwealth Authorities and Companies Act 1997* for the year ended 30 June 2000.


Signed: 

Mr T. Waia
Chairperson

 5 September 2000

Signed: 

Ms M. Mau
Deputy Chairperson

 5 September 2000

OPERATING STATEMENT

For the year ended 30 June 2000

	Notes	2000 \$000	1999 \$000
Operating revenues			
Revenues from government	5A	44,352	40,307
Interest	5B	154	132
Other	5C	464	627
Total operating revenues		44,970	41,066
Operating expenses			
Employees	6A	2,073	1,728
Suppliers	6B	1,939	1,495
Depreciation and amortisation	6C	466	373
Write-down of assets	6D	144	45
Grants	7	36,433	36,940
Total operating expenses		41,055	40,581
Net surplus		3,915	485
Net surplus attributable to the Commonwealth		3,915	485
Accumulated surpluses at beginning of reporting period		12,707	12,222
Total available for appropriation		16,622	12,707
Capital use provided for or paid	1.14	(1,619)	–
Accumulated surpluses at end of reporting period		15,003	12,707

The above statement should be read in conjunction with the accompanying notes.

BALANCE SHEET*as at 30 June 2000*

	Notes	2000 \$000	1999 \$000
ASSETS			
Financial assets			
Cash	8A	6,876	4,459
Receivables	8B	5,364	3,655
Total financial assets		12,240	8,114
Non-financial assets			
Land and buildings	9A,C	8,972	8,248
Infrastructure, plant and equipment	9B,C	668	696
Other	9D	–	11
Total non-financial assets		9,640	8,955
Total assets		21,880	17,069
LIABILITIES			
Provisions and payables			
Employees	10A	699	523
Suppliers	10B	463	67
Grants	10C	3,206	2,535
Other	10D	1,311	39
Total provisions and payables		5,679	3,164
Total liabilities		5,679	3,164
EQUITY			
Reserves	11	1,198	1,198
Accumulated Surpluses	11	15,003	12,707
Total equity		16,201	13,905
Total liabilities and equity		21,880	17,069
Current liabilities		5,426	2,848
Non-current liabilities		186	316
Current assets		10,695	4,602
Non-current assets		11,185	12,482

The above statement should be read in conjunction with the accompanying notes.

STATEMENT OF CASH FLOWS

For the year ended 30 June 2000

	Notes	2000 \$000	1999 \$000
OPERATING ACTIVITIES			
Cash received			
Appropriations		44,352	40,294
Sales of goods and services		117	157
Interest		154	314
Other		343	273
Total cash received		44,966	41,038
Cash used			
Grants		(35,762)	(35,641)
Employees		(1,898)	(1,651)
Suppliers		(1,556)	(1,493)
Total cash used		(39,216)	(38,785)
Net cash from operating activities	12	5,750	2,253
INVESTING ACTIVITIES			
Cash received			
Proceeds from sales of property, plant and equipment		4	4
Repayment of loans		745	590
Total cash received		749	594
Cash used			
Purchase of property, plant and equipment		(1,162)	(276)
Loans made		(1,301)	(1,435)
Total cash used		(2,463)	(1,711)
Net cash from investing activities		(1,714)	(1,711)
FINANCING ACTIVITIES			
Cash used			
Capital use paid		(1,619)	–
Total cash used		(1,619)	–
Net cash from financing activities		(1,619)	–
Net increase in cash held		2,417	1,136
Cash at the beginning of the reporting period		4,459	3,323
Cash at the end of the reporting period	8A	6,876	4,459

The above statement should be read in conjunction with the accompanying notes.

SCHEDULE OF COMMITMENTS

as at 30 June 2000

	Notes	2000 \$000	1999 \$000
BY TYPE			
Other Commitments			
Operating Leases ¹		96	101
Total other commitments			
BY MATURITY			
All net commitments			
One year or less		33	22
From one to two years		22	33
From two to five years		41	46
Net commitments		96	101
Operating lease commitments			
One year or less		33	22
From one to two years		22	33
From two to five years		41	46
Net operating lease commitments		96	101

NB: All 1999–00 commitments are GST inclusive where relevant. The comparatives have not been adjusted to reflect the GST.

The above schedule should be read in conjunction with the accompanying notes.

¹ Operating leases included are effectively non-cancellable and comprise agreements for the provision of motor vehicles to senior executive officers.

NOTES TO AND FORMING PART OF THE FINANCIAL STATEMENTS*for the year ended 30 June 2000*

Note	Description
1	Summary of Significant Accounting Policies
2	Reporting by segments and outcomes
3	Economic Dependency
4	Subsequent Events
5	Operating Revenues
6	Operating Expenses – Goods and Services
7	Operating Expenses – Grants
8	Financial Assets
9	Non-Financial Assets
10	Provisions and Payables
11	Equity
12	Cash Flow Reconciliation
13	Remuneration of Directors
14	Related Party Disclosures
15	Remuneration of Officers
16	Remuneration of Auditors
17	Appropriations
18	Financial Instruments

Notes to and forming part of the financial statements

Note 1 Summary of Significant Accounting Policies

1.1 Basis of Accounting

The financial statements are required by clause 1(b) of Schedule 1 to the *Commonwealth Authorities and Companies Act 1997* and are a general purpose financial report.

The statements have been prepared in accordance with:

Requirements for the Preparation of Financial Statements of Commonwealth Agencies and Authorities made by the Minister for Finance and Administration in August 1999 (Schedule 2 to the Commonwealth Authorities and Companies (CAC) Orders);

Australian Accounting Standards;

other authoritative pronouncements of the Australian Accounting Standards Boards; and

the Consensus Views of the Urgent Issues Group.

The statements have been prepared having regard to:

Statements of Accounting Concepts; and

the Explanatory Notes to Schedule 2 issued by the Department of Finance and Administration.

The financial statements have been prepared on an accrual basis and are in accordance with historical cost convention, except for certain assets which, as noted, are at valuation. Except where stated, no allowance is made for the effect of changing prices on the results or the financial position of the Authority.

1.2 Changes in Accounting Policy

Changes in accounting policy have been identified in this note under their appropriate headings.

1.3 Reporting by Outcomes

A comparison of Budget and Actual figures by outcome specified in the Appropriation Acts relevant to the Authority is presented in Note 2. Any intra-government costs included in the figure 'net cost to Budget outcomes' are eliminated in calculating the actual budget outcome for the Government overall.

1.4 Appropriations

From 1 July 1999, the Commonwealth Budget has been prepared under an accruals framework. Under this framework, Parliament appropriates moneys to the Authority as revenue appropriations.

Revenue Appropriations

Revenues from government are revenues of the core operating activities of the Authority.

Appropriations for outputs are recognised as revenue to the extent they have been received into the Authority's Bank account or are entitled to be received by the Authority at year end.

Resources Received Free of Charge

Services received free of charge are recognised in the Operating Statement as revenue when and only when a fair value can be reliably determined and the services would have been purchased if they had not been donated. Use of those resources is recognised as an expense.

Contributions of assets at no cost of acquisition or for nominal consideration are recognised at their fair value as revenue and an asset when the Authority gains control over the contributed asset and the asset qualifies for recognition.

1.5 Other Revenue

Interest revenue is recognised on a proportional basis taking into account the interest rates applicable to the financial assets.

Revenue from disposal of non-current assets is recognised when control of the asset has passed to the buyer.

Revenue from the rendering of a service is recognised by reference to the stage of completion of contracts or other agreements to provide services to Commonwealth bodies. The stage of completion is determined according to the proportion that costs incurred to date bear to the estimated total costs of the transaction.

Core Operations

All material revenues described in this note are revenues relating to the core operating activities of the

Authority, whether in their own right or on behalf of the Commonwealth. Details of revenue amounts are given in Note 5.

1.6 Grants

The Authority receives an annual appropriation for the Community Development Employment Program, community training, social justice, social well being and cultural heritage and development based on an agreed formula with the Commonwealth.

The Authority recognises grant liabilities as follows.

Most grant agreements require the grantee to perform services or provide facilities, or to meet eligibility criteria. In these cases, liabilities are recognised only to the extent that the services required have been performed or the eligibility criteria have been satisfied by the grantee.

1.7 Employee Entitlements

Leave

The liability for employee entitlements includes provision for annual leave, vesting sick leave and long service leave. Sick leave has been provided in 1999–2000 as a result of a signed Workplace Agreement.

The liabilities for annual leave and vesting sick leave reflects the value of total leave entitlements of all employees at 30 June 2000 and are recognised at their nominal amounts.

The non-current portion of the liability for long service leave is recognised and measured at the present value of the estimated future cash flows to be made in respect of all employees at 30 June 2000. In determining the present value of the liability, attrition rates and pay increases through promotion and inflation have been taken into account.

Superannuation

Employees contribute to the Commonwealth Superannuation Scheme and the Public Sector Superannuation Scheme. Employer contributions amounting to \$158,543 (1998–99: \$154,384) for the Authority in relation to these schemes have been expensed in these financial statements.

No liability is shown for superannuation in the Balance Sheet as the employer contributions fully

extinguish the accruing liability which is assumed by the Commonwealth.

Employer Superannuation Productivity Benefit contributions totalled \$46,013 (1998–99: \$41,990) for the Authority.

1.8 Cash

Cash includes notes and coins held and any deposits held at call with a bank or financial institution.

1.9 Financial Instruments

Accounting policies for financial instruments are stated at Note 18.

1.10 Acquisition of Assets

Assets are recorded at cost on acquisition except as stated below. The cost of acquisition includes the fair value of assets transferred in exchange and liabilities undertaken.

Assets acquired at no cost, or for nominal consideration, are initially recognised as assets and revenues at their fair value at the date of acquisition.

1.11 Property, plant and equipment

Asset recognition threshold

Purchases of property, plant and equipment are recognised initially at cost in the Balance Sheet, except for purchases costing less than \$1,000, which are expended in the year of acquisition (other than where they form part of a group of similar items which are significant in total).

Revaluations

As there is a restricted market for sales of land and buildings on Thursday Island, it has been decided that the Authority's land, buildings, infrastructure, plant and equipment be revalued in accordance with the 'deprival' method of valuation in successive 3-year cycles by independent valuers.

The requirements of Schedule 2 are being implemented as follows:

freehold land, buildings on freehold land and plant and equipment were revalued in April 1998. The next revaluation would be conducted in April 2001.

Property, plant and equipment is recognised at its depreciated replacement cost.

Any assets which would not be replaced or are surplus to requirements are valued at net realisable value. At 30 June 2000, the Authority had no assets in this situation.

Recoverable amount test

The carrying amount of each item of non-current property plant and equipment assets is reviewed to determine whether it is in excess of the asset's recoverable amount. If an excess exists as at the reporting date, the assets is written down to its recoverable amount immediately. In assessing recoverable amounts, the relevant cash flows, including the expected cash inflows from future appropriations by the Parliament, have been discounted to their present values.

The application of the recoverable amount test to the not-for-profit departmental non-current assets of the Authority is a change of accounting policy required by the Finance Minister's Orders in 1999–2000. The new policy is being applied from the beginning of 1999–2000. No write-down to recoverable amount has been made in 1999–2000 as a result of this change in policy.

Depreciation

Depreciable property, plant and equipment assets are written-off to their estimated residual values over their estimated useful lives to the Authority using, in all cases, the straight line method of depreciation.

Depreciation rates (useful lives) and methods are reviewed at each balance date and necessary adjustments are recognised in the current, or current and future reporting periods, as appropriate. Residual values are re-estimated for a change in prices only when assets are revalued.

Depreciation rates applying to each class of Depreciable asset are based on the following useful lives:

	1999–2000	1998–99
Buildings on freehold land	50 years	50 years
Plant and equipment	3 to 5 years	5 years

The aggregate amount of depreciation allocated for each class of asset during the reporting period is disclosed in Note 6C.

1.12 Leases

A distinction is made between finance leases which effectively transfer from the lessor to the lessee substantially all the risks and benefits incidental to ownership of leased non-current assets and operating leases under which the lessor effectively retains substantially all such risks and benefits.

Operating lease payments are expensed on a basis which is representative of the pattern of benefits derived from the leased assets.

1.13 Taxation

The Authority is exempt from all forms of taxation except fringe benefits tax and the goods and services tax.

1.14 Capital Usage Charge

A capital usage charge of 12% is imposed by the Commonwealth on the net assets of the Authority. The charge is adjusted to take account of asset gifts and revaluation increments during the financial year.

1.15 Comparative Figures

Comparative figures have been adjusted to conform to changes in presentation in these financial statements where required.

Comparatives are not presented in Notes dealing with the Reporting on Outcomes, due to 1999–2000 being the first year of the implementation of accrual budgeting.

1.16 Rounding

Amounts have been rounded to the nearest \$1,000 except in relation to the following:

Remuneration of directors;
Remuneration of officers (other than directors); and
Remuneration of auditors.

Note 2. Reporting by segments and outcomes

Reporting by segments

The Authority operates primarily in a single industry and geographic segment, being the administration of government programs in Australia.

The Authority is structured to meet one outcome:

Outcome 1: To achieve a better quality of life and to develop an economic base for Torres Strait Islander and Aboriginal people living in the Torres Strait.

Reporting by Outcomes for 1999–2000

	Outcome 1	
	Budget \$000	Actual \$000
Net cost of entity outputs	45,092	41,055
Net Cost to Budget Outcome	44,352	41,055
Total assets deployed as at 30/6/00	15,035	21,880
Net assets deployed as at 30/6/00	15,005	16,201

Reporting by Outcomes by funding sources for 1999-2000

Outcomes	Outputs					Total Approp- riations \$000	Total Expenses \$000
	Expenses against Revenue from Government (Appropriations) (B)			Expense against Revenue from other sources (C)	Total Expenses against Outputs	(D) = (B)	
	Special Appro- priation	Annual Appro- priaton Acts	Total				
Outcome 1							
• Actual	–	44,352	44,352	618	41,055	44,352	41,055
• Budget	–	44,352	44,352	740	45,092	44,352	41,055
				Appropriation Act 2 Capital			
				• Actual		–	
				• Budget		–	
				Total Appropriations			
				• Actual		(1) 44,352	
				• Budget		44,352	

(1) It is not possible to identify expenses incurred against specific funding sources in all cases.

Note 3. Economic Dependency

The Authority was established under the *Aboriginal and Torres Strait Islander Commission Act 1989*.

The Authority is dependent on appropriations from the Parliament of the Commonwealth for its continued existence and ability to carry out its normal activities.

Note 4. Subsequent Events

In July 2000, a new Workplace Agreement was signed which provides for the payment of unused sick leave. A provision for vesting sick leave was taken up at 30 June 2000, for \$140,631.

2000	1999
\$000	\$000

Note 5. Operating Revenues

Note 5A – Revenues from Government

Appropriations	44,352	40,294
Resources received free of charge	–	13
Total	44,352	40,307

Note 5B – Interest

Loans	154	132
Total	154	132

5C – Other Revenues

Rent	117	156
Other	347	471
Total	464	627

Note 6. Operating Expenses – Goods and Services

6A – Employee expenses

Remuneration (for services provided)	2,017	1,631
Other employee expenses	56	97
Total	2,073	1,728

The Authority contributes to the Commonwealth Superannuation (CSS) and the Public Sector Superannuation (PSS) schemes which provide retirement, death and disability benefits to employees. Contributions to the schemes are at rates calculated to cover existing and emerging obligations. Current contribution rates are 21.1% of salary (CSS) and 11.1% of salary (PSS). An additional 3% is contributed for employer productivity benefits.

6B – Suppliers expenses

Supply of goods and services	1,901	1,473
Operating lease rentals	38	22
Total	1,939	1,495

6C – Depreciation

Depreciation of property, plant and equipment	466	373
---	-----	-----

Note 6. Operating Expenses – Goods and Services (continued)

The aggregate amounts of depreciation expensed during the reporting period for each class of depreciable asset are as follows:

	2000 \$000	1999 \$000
♣ Buildings on Freehold Land	152	133
♣ Infrastructure, plant and equipment	314	240
Total allocated	466	373

6D – Write-down of assets

Financial assets:

Receivables – doubtful debts	144	45
------------------------------	-----	----

Note 7. Operating Expense – Grants

The Authority makes grants to eligible persons and communities in the Torres Strait area. The accounting policy for grants is detailed in Note 1.6.

Non-Profit institutions	36,433	36,940
-------------------------	--------	--------

Note 8. Financial Assets**8A – Cash**

Cash at bank and on hand	1,851	4,459
Term Deposits	5,025	–
	6,876	4,459
Balance of cash as at 30 June shown in the		
Statement of Cash Flows	6,876	4,459

8B – Receivables

Loans	5,496	3,666
Less: Provision of doubtful debts	(152)	(25)
	5,344	3,641
Other Debtors	20	14
Total receivables	5,364	3,655

Note 8. Financial Assets (continued)

Receivables (gross) which are overdue are aged as follows:

	2000 \$000	1999 \$000
Not Overdue	3,819	2,374
Overdue by:		
– less than 30 days	99	84
– 30 to 60 days	272	194
– 60 to 90 days	108	131
– more than 90 days	1,218	897
	<u>1,697</u>	<u>1,306</u>
 Total receivables (gross)	 <u>5,516</u>	 <u>3,680</u>

Note 9. Non Financial Assets9A Land and Buildings

Freehold Land – at 1998-99 valuation	1,600	1,600
Freehold Land – at cost	58	–
	<u>1,658</u>	<u>1,600</u>
 Buildings on freehold land – at cost	 1,278	 462
Accumulated depreciation	(25)	(9)
	<u>1,253</u>	<u>453</u>
Buildings on freehold land – at 1998-99 valuation	6,341	6,341
Accumulated depreciation	(280)	(146)
	<u>6,061</u>	<u>6,648</u>
 Total Buildings (net)	 <u>7,314</u>	 <u>6,648</u>
 Total Land and Buildings	 <u>8,972</u>	 <u>8,248</u>

9B Infrastructure, plant and equipment

Infrastructure, plant and equipment – at cost	1,419	1,185
Accumulated depreciation	(868)	(629)
	<u>551</u>	<u>556</u>
Infrastructure, plant and equipment – at 1998-99 valuation	275	275
Accumulated depreciation	(158)	(135)
	<u>117</u>	<u>140</u>
Total infrastructure, plant and equipment	<u>668</u>	<u>696</u>

Note 9. Non Financial Assets (continued)9C Analysis of Land, Buildings and Plant & Equipment**TABLE A**

Movement summary 1999–00 for all assets irrespective of valuation basis

Item	Land	Buildings	Total Land & Buildings	Plant & Equipment	TOTAL
	\$000	\$000	\$000	\$000	\$000
Gross value as at 1 July 1999	1,600	6,803	8,403	1,460	9,863
Additions:					
• Replacement assets	–	–	–	285	285
• Acquisitions of New Assets	58	816	874	1	875
Disposals	–	–	–	(52)	(52)
Gross value as at 30 June 2000	1,658	7,619	9,277	1,694	10,971
Accumulated Depreciation as at 1 July 1999	N/A	155	155	764	919
Depreciation charge for assets held 1 July 1999	N/A	125	125	266	391
Depreciation charge for additions	N/A	25	25	48	73
Disposals	N/A	–	–	(52)	(52)
Accumulated Depreciation as at 30 June 2000	N/A	305	305	1,026	1,331
Net Book value as at 30 June 2000	1,658	7,314	8,972	668	9,640
Net book value as at 1 July 1999	1,600	6,648	8,248	696	8,944

TABLE B

Summary of balances of assets at valuation as at 30 June 2000

Item	Land	Buildings	Total Land & Buildings	Plant & Equipment	TOTAL
	\$000	\$000	\$000	\$000	\$000
As at 30 June 2000					
Gross Value	1,600	6,341	7,941	275	8,216
Accumulated Depreciation	N/A	(280)	(280)	(158)	(438)
Net Book Value	1,600	6,061	7,661	117	7,778
As at 30 June 1999					
Gross Value	1,600	6,341	7,941	275	8,216
Accumulated Depreciation	N/A	(146)	(146)	(135)	(281)
Net Book Value	1,600	6,195	7,795	140	7,935

Note 9. Non Financial Assets (continued)

	2000 \$000	1999 \$000
<u>9D. Other non-financial assets</u>		
Other prepayments	—	11

Note 10. Provisions and Payables10A – Employees

Salaries and wages	105	102
Leave	594	421
Aggregate employee entitlement liability	699	523

10B – Suppliers

Trade Creditors	463	67
-----------------	-----	----

10C – Grants liabilities

Non-profit institutions	3,206	2,535
-------------------------	-------	-------

10D – Other

Loans contract	1,311	39
----------------	-------	----

Note 11. Equity

Item	Accumulated results		Asset revaluation reserve		TOTAL EQUITY	
	2000	1999	2000	1999	2000	1999
	\$000	\$000	\$000	\$000	\$000	\$000
Balance 1 July	12,707	12,222	1,198	1,198	13,905	13,420
Operating result	3,915	485	–	–	3,915	485
Net revaluation increase/(Decrease)	–	–	–	–	–	–
Transfers to/(from) Reserve	–	–	–	–	–	–
Injection of Capital	–	–	–	–	–	–
Capital Use Charge	(1,619)	–	–	–	(1,619)	–
Changes in accounting Policies	–	–	–	–	–	–
Balance 30 June	15,003	12,707	1,198	1,198	16,201	13,905

Note 12. Cash Flow Reconciliation

Reconciliation of operating surplus to net cash provided by operating activities:

	2000	1999
	\$000	\$000
Operating Surplus/(Deficit)	3,915	485
Depreciation of property, plant & equipment	466	373
Resources received free of charge	–	13
Doubtful loans	144	45
Changes in assets and liabilities		
(Increase)/decrease in receivables	(6)	(14)
Increase/(decrease) in liability to suppliers	396	2
Increase/(decrease) in employee provisions	176	77
Increase/(decrease) in grants payable	671	1,299
Other	(12)	(66)
Net cash provided by operating activities	5,750	2,253

	2000 \$000	1999 \$000
Note 13. Remuneration of Directors		
Aggregate amount of superannuation payments in connection with the retirement of directors	13	12
Other remuneration received or due and receivable by directors of the Authority	185	208
Total remuneration received or due and receivable by directors of the Authority	198	220

The number of directors of the Authority included in these figures are shown below in the relevant remuneration bands.

	<u>Number</u>	
\$ Nil – \$10,000	22	16
\$10,001 – \$20,000	3	3
\$90,001 – \$100,000	–	1
\$100,001 – \$110,000	1	–
–	26	20

The Torres Strait Regional Authority (TSRA) Board consists of 20 director positions. Eighteen hold office by virtue of their election to Island Council Chairpersons last held in March 2000 under the *Queensland Community Services (Torres Strait) Act 1984*. The other two are elected in accordance with the *ATSIC Act 1989*. The Chairperson receives a salary of \$103,950 pa. The other directors receive sitting fees when undertaking business of the TSRA. Six directors were replaced at the March 2000 elections.

Note 14. Related Party Disclosures

Directors of the Torres Strait Regional Authority

The Directors of the Authority during the year were:

Mr John ABEDNEGO (Former Chairperson)

Mr Jack AHMAT

Mr Ted BILLY

Mr Phillip BOWIE (commenced 01/04/00)

Mr Edward DAU

Mr Ron DAY

Mr George DEWIS (ceased 01/04/00)

Mr Elia DOOLAH

Mr Joseph ELU

Mr Henry GARNIER

Fr Saletelu JOE (ceased 01/04/00)

Mr Toshie KRIS (commenced 01/04/00)

Mr Miseron LEVI (ceased 01/04/00)

Mr Getano LUI Jnr.

Mrs Margaret MAU

Mr Don MOSBY (commenced 01/04/00)

Mr Joseph MOSBY (ceased 01/04/00)

Mr Francis PEARSON (commenced 01/04/00)

Mr Gibson PEARSON (ceased 01/04/00)

Mr Saila SAVAGE (commenced 01/04/00)

Mr Henley STEPHEN (Deceased)

Mr Pedro STEPHEN (commenced 01/04/00)

Mr Rocky STEPHEN (ceased 01/04/00)

Mr Terry WAIA (Chairperson elected 01/04/00)

Dr Roney WASAGA (ceased 01/04/00)

Mr Terrence WHAP

Mr Reg WILLIAMS

The aggregate remuneration of Directors is disclosed in Note 13.

Note 14. Related Party Disclosures (continued)**Loans to Directors and Director related entities**

Loans were made to the following director and director related entities. They were approved under normal terms and conditions applying to the TSRA Loan Scheme. The directors involved took no part in the relevant decisions of the Board.

Loans

	2000 \$	1999 \$
Loans to directors outstanding at year end:	199,841	118,047
Loans to directors during period:	17,041	126,123
Loan repayments during the reporting period:	35,322	8,876
Loans to director related entities outstanding:	48,185	138,123
Loans to director related entities during period:	38,273	16,061
Loan repayments during the reporting period:	18,173	23,502
Interest revenue included in operating result from loans to directors/director related entities	6,258	1,064

Other Transactions with Directors or Director related entities

The following directors served on organisations which were in receipt of funding from the Torres Strait Regional Authority during the financial year.

Director's Name	Council	Grants Received \$
J. Abednego	TSIMA	550,254
	TRAWQ Community Council	1,581,836
J. Ahmat	Badu Island Community Council	3,541,849
T. Billy	Warraber Island Community Council	1,123,772
	TSNP Legal Service	348,888
R. Day	Murray Island Community Council	1,571,963
E. Dau	Boigu Island Community Council	1,372,145
G. Dewis	Port Kennedy Association	151,096
	TSIMA	550,254
E. Doolah	Darnley Island Community Council	1,311,498
J. Elu	Seisia Island Community Council	1,531,635
	TSNP Legal Service	348,888
H. Garnier	Hammond Island Community Council	650,872
S. Joe	Kubin Community Council	1,386,835
T. Kris	St Pauls Community Council	2,025,369
M. Levi	St Pauls Community Council	2,025,369
G. Lui	Yam Island Community Council	1,524,204
M. Mau	Dauan Island Community Council	940,071

Note 14. Related Party Disclosures (continued)

Director's Name	Council	Grants Received \$
D. Mosby	Yorke Island Community Council	1,447,911
J. Mosby	Yorke Island Community Council	1,447,911
	TSNP Legal Service	348,888
F. Pearson	Coconut Island Community Council	1,196,288
G. Pearson	Coconut Island Community Council	1,196,288
S. Savage	Kubin Community Council	1,386,835
P. Stephen	Port Kennedy Association	151,096
R. Stephen	Stephen Island Council	108,565
T. Waia	Saibai Island Community Council	1,218,267
T. Whap	Mabuiag Island Community Council	563,689
R. Williams	Bamaga Island Community Council	2,561,082
*	Island Coordinating Council	8,416,237

* All current directors are also directors of the Island Coordinating Council.

2000	1999
\$	\$

Note 15. Remuneration of Officers

Income received or due and receivable by officers	93,321	90,285
---	--------	--------

The number of officers included in these figures are shown below in the relevant income bands.

	Number	
• \$90,001 – \$100,000	1	1

The officer remuneration includes all officers concerned with or taking part in the management of the Authority during 1999–00.

2000	1999
------	------

Note 16. Remuneration of Auditors

Remuneration to the Auditor-General for auditing the financial statements for the reporting period.	\$29,477	\$28,000
---	----------	----------

No other services were provided by the Auditor-General during the reporting period.

Note 17. Appropriations

The Authority received the following appropriations during the year out of the Consolidated Revenue Fund.

Annual Appropriations Acts Nos 1.3 – basic appropriation	\$44,352	\$40,307
--	----------	----------

Note 18 Financial Instruments

a) Terms, conditions and accounting policies

Financial Instrument	Notes	Accounting Policies and Methods (including recognition criteria and measurement basis)	Nature of underlying instrument (including significant terms and conditions affecting the amount, timing and certainty of cash flows)
<i>Financial Assets</i>		Financial assets are recognised when control over future economic benefits is established and the amount of the benefit can be reliably measured.	
Deposits at call	8A	Deposits are recognised at their nominal amounts. Interest is credited to revenue as it accrues.	Temporarily surplus funds, mainly from monthly drawdowns of appropriation, are placed on deposit at call with the Authority's banker. Interest is earned on the daily balance at the prevailing daily rate for money on call and is paid at month end.
Other Debtors	8B	These receivables are recognised at the nominal amounts due less any provision for bad and doubtful debts. Provisions are made when collection of the debt is judged to be less rather than more likely.	Credit terms are net 14 days (1998–99: 14 days)
Loans	8B	Loans are recognised at the amounts lent. Provision is made for bad and doubtful loans when collection of the loan or part thereof is judged to be less rather than more likely. In rare circumstances, loan repayments may be waived. Interest is credited to revenue as it accrues.	Loans are made secured for periods up to 10 years. Repayments of principal are made in full at maturity. Early settlement is at option for the parties. Effective interest rates on fixed rate loans average 1.75%.
Term Deposit	8D	Term deposits is recognised at cost. Interest is recognised as it accrues.	Term deposits are with the Authority's bank, and earn an effective rate of interest of 4.75% payable quarterly.
<i>Financial Liabilities</i>		Financial liabilities are recognised when a present obligation to another party is entered into and the amount of the liability can be reliably measured.	
Trade Creditors	10B	Creditors and accruals are recognised at their nominal amounts, being the amounts at which the liabilities will be settled. Liabilities are recognised to the extent that the goods or services have been received (and irrespective of having been invoiced).	Settlement is usually made net 30 days.

Note 18 Financial Instruments (continued)

b) Interest Rate Risk

Financial Instrument	Notes	Floating Interest Rate		Fixed Interest Rate								Non-Interest Bearing		Total		Weighted Average Effective Interest Rate %	
				1 year or less		1 to 2 years		2 to 5 years		> 5years							
		99-00 \$000	98-99 \$000	99-00 \$000	98-99 \$000	99-00 \$000	98-99 \$000	99-00 \$000	98-99 \$000	99-00 \$000	98-99 \$000	99-00 \$000	98-99 \$000	99-00 \$000	98-99 \$000	99-00 \$000	98-99 \$000
Financial Assets (Recognised)																	
Cash at Bank	8A	1,851	4,459	-	-	-	-	-	-	-	-	-	-	1,815	4,459	3	3
Term Deposit	8A	-	-	5,025	-	-	-	-	-	-	-	-	-	5,025	-	4.75	-
Other Debtors	8B	-	-	-	-	-	-	-	-	-	-	20	14	20	14	-	-
Loans	8B	-	-	1,436	118	334	302	835	708	2,891	2,538	-	-	5,496	3,666	1.75	1.75
Total Financial Assets (Recognised)		1,851	4,459	6,461	118	334	302	835	708	2,891	2,538	20	14	12,356	8,139		
Financial Liabilities (Recognised)																	
Trade Creditors	10B	-	-	-	-	-	-	-	-	-	-	463	67	463	67	-	-
Loan Contracted	10D	-	-	-	-	-	-	-	-	-	-	1,311	39	1,311	39	-	-
Total Financial Liabilities (Recognised)		-	-	-	-	-	-	-	-	-	-	1,774	106	1,774	106	-	-
Total Liabilities		-	-	-	-	-	-	-	-	-	-	1,774	106	1,774	106	-	-

Note 18 Financial Instruments (continued)**Net Fair Values of Financial Assets and Liabilities**

		1999–00		1998–99	
	Note	Total carrying amount \$000	Aggregate net fair value \$000	Total carrying amount \$000	Aggregate net fair value \$000
Financial Assets					
Cash at Bank	8A	1,851	1,851	4,459	4,459
Term Deposit	8A	5,025	5,065	–	–
Other Debtors	8B	20	20	14	14
Loans Receivables	8B	5,496	5,344	3,666	3,641
Total Financial Assets		12,392	12,280	8,139	8,114
Financial Liabilities (Recognised)					
Trade creditors	10B	463	463	67	67
Loan Contracted		1,311	1,311	39	39
Total Financial Liabilities (Recognised)		1,774	1,774	106	106

Financial assets

The net fair values of cash, deposits on call and non-interest-bearing monetary financial assets approximate their carrying amounts.

The net fair values of the term deposit are based on discounted cash flows using current interest rates for asset with similar risk profiles.

Financial liabilities

The net fair values for trade creditors, grant liabilities, all of which are short-term in nature, are approximated by their carrying amounts.

d) Credit Risk Exposures

The economic entity's maximum exposures to credit risk at reporting date in relation to each class of recognised financial assets is the carrying amount of those assets as indicated in the Statement of Assets and Liabilities.

The economic entity has no significant exposures to any concentrations of credit risk.

All figures for credit risk referred to do not take into account the value of any collateral or other security.

APPENDIXES

Appendix I: TSRA Grants

Recipient	Purpose	\$
Badu Island Council	CDEP wages	2,342,720
	CDEP operational	747,047
	Contribution to council operating expenses	123,682
	Community training	159,000
	BRACS	31,500
	Community hall upgrade	110,000
	Cordukes cup & under 21's	27,900
Bamaga Island Council	CDEP wages	1,402,311
	CDEP operational	451,217
	Contribution to council operating expenses	144,554
	Community training	146,500
	BRACS	16,500
	Bamaga motel development	400,000
Boigu Island Council	CDEP wages	845,999
	CDEP operational	317,231
	Contribution to council operating expenses	136,415
	Community training	51,000
	BRACS	16,500
	Malu Kiwai State School tour	5,000
Coconut Island Council	CDEP wages	733,207
	CDEP operational	269,695
	Contribution to council operating expenses	65,886
	Community training	51,000
	BRACS	16,500
	Grandstand & kiosk	60,000
Darnley Island Council	CDEP wages	940,965
	CDEP operational	234,561
	Contribution to council operating expenses	111,702
	Community training	7,770
	BRACS	16,500
Dauan Island Council	CDEP wages	465,735
	CDEP operational	192,509
	Contribution to council operating expenses	151,327
	Community training	56,000
	BRACS	31,500
	Guest house	40,000
	1999 Island of Origin sponsorship	3,000
Hammond Island Council	CDEP wages	371,060
	CDEP operational	136,179
	Contribution to council operating expenses	98,633
	Community training	45,000

Recipient	Purpose	\$
Island Coordinating Council	Contribution to operating expenses	340,835
	Community training (FAIP)	200,000
	Television station for 16 communities	206,900
	Sewerage connections on Thursday Island	273,716
	Major Infrastructure Program	5,050,000
	Water upgrades	2,200,000
	Island of Origin carnival	27,500
	Greater Autonomy Task Force	35,000
	Arts development officer/Gospel Eisteddfod native title	12,286 70,000
Kubin Island Council	CDEP wages	496,016
	CDEP operational	215,686
	Contribution to council operating expenses	38,633
	Community training	50,000
	BRACS	31,500
	4 bedroom guest house	255,000
Mabuiag Island Council	Upgrade airstrip	300,000
	CDEP wages	404,804
	CDEP operational	86,295
	Contribution to council operating expenses	31,362
	Community training	22,000
	BRACS	12,375
Mer Island Council	Seafood processing plant	5,483
	CDEP wages	875,485
	CDEP operational	266,730
	Contribution to council operating expenses	124,210
	Community training	66,000
	BRACS	16,500
Mura Kosker Sorority	Freezer upgrade	203,038
	native title expenses	20,000
	Contribution to operating expenses	132,265
Port Kennedy Association	Railway celebrations	10,000
	Contribution to operating expenses	141,079
	Community training	5,221
Saibai Island Council	TSIRL sports subsidy (Island of Origin)	4,796
	CDEP wages	833,463
	CDEP operational	266,730
	Contribution to council operating expenses	46,557
	Community training	56,000
	BRACS	16,500
Seisia Island Council	Community hall	12,385
	Airstrip upgrade	300,000
	CDEP wages	834,230
	CDEP operational	260,801
	Contribution to council operating expenses	35,736
	Community training	56,000
	BRACS	31,500

Recipient	Purpose	\$
Stephen Island Council	Contribution to council operating expenses	23,565
	Basketball court	85,000
St Paul's Island Council	CDEP wages	997,453
	CDEP operational	317,231
	Contribution to council operating expenses	144,185
	Community training	250,000
	BRACS	16,500
	Community hall	300,000
TI Primary School	1999 Dance team tour	12,000
Torres Shire Council	2000 Torres Strait Cultural Festival	55,000
Torres Strait Islanders Media Assn	Contribution to operating expenses	534,504
	BRACS digital upgrade	10,000
	Mabo Day celebrations	3,000
	Qld Broncos visit	2,750
TRAWQ Community Council Inc	CDEP operational	1,071,106
	CDEP wages	318,738
	Contribution to council operating expenses	101,992
	Community training	90,000
TSNP Legal Service	Operating expenses	336,888
	Training	12,000
Torres Strait Youth & Rec. Sporting Assn Inc	Contribution to operating expenses	253,983
	Community training	16,000
Torres Strait Regional Authority	Purchase of land	132,837
Warraber Island Council	CDEP wages	734,291
	CDEP operational	245,977
	Contribution to council operating expenses	67,764
	Community training	44,240
	BRACS	31,500
Yam Island Council	CDEP wages	1,106,145
	CDEP operational	294,497
	Contribution to council operating expenses	67,062
	Community training	40,000
	BRACS	16,500
Yorke Island Council	CDEP wages	1,105,352
	CDEP operational	193,416
	Contribution to council operating expenses	56,643
	Community training	76,000
	BRACS	16,500
Youth Activities Services	Operating and employment expenses	39,464

APPENDIX 2: Freedom of Information Section 8 Statement

TORRES STRAIT REGIONAL AUTHORITY STRUCTURE UNDER SECTION 8 OF THE FREEDOM OF INFORMATION ACT 1982

This statement is correct to 30 June 2000.

ESTABLISHMENT

The Torres Strait Regional Authority (TSRA) was established under the *Aboriginal and Torres Strait Islander Commission Act 1989* (ATSIC Act) on 1 July 1994.

FUNCTIONS

As stated in Section 142A of the ATSIC Act the functions of the TSRA are to:

- (a) recognise and maintain the special and unique Ailan Kastom of Torres Strait Islanders living in the Torres Strait area;
- (b) formulate and implement programs for Torres Strait Islanders, and Aboriginal persons, living in the Torres Strait area;
- (c) monitor the effectiveness of programs for Torres Strait Islanders, and Aboriginal persons, living in the Torres Strait area, including programs conducted by other bodies;
- (d) develop policy proposals to meet national, State and regional needs and priorities of Torres Strait Islanders, and Aboriginal persons, living in the Torres Strait area;
- (e) assist, advise and co-operate with Torres Strait Islander and Aboriginal communities, organisations and individuals at national, State, Territory and regional levels;
- (f) advise the Minister on:
 - (i) matters relating to Torres Strait Islander affairs, and Aboriginal affairs, in the Torres Strait area, including the administration of legislation;
 - (ii) the co-ordination of the activities of other Commonwealth bodies that affect Torres Strait Islanders, or Aboriginal persons, living in the Torres Strait area;
- (g) when requested by the Minister, to provide information or advice to the Minister on any matter specified by the Minister;

- (h) take such reasonable action as it considers necessary to protect Torres Strait Islander and Aboriginal cultural material and information relating to the Torres Strait area if the material or information is considered sacred or otherwise significant by Torres Strait Islanders or Aboriginal persons;
- (i) at the request of, or with the agreement of, the Australian Bureau of Statistics but not otherwise, to collect and publish statistical information relating to Torres Strait Islanders, and Aboriginal persons, living in the Torres Strait area;
- (j) such other functions as are conferred on the TSRA by this Act or any other Act;
- (k) such other functions as are expressly conferred on the TSRA by a law of a State or of an internal Territory and in respect of which there is in force written approval by the Minister under section 142B;
- (l) undertake such research as is necessary to enable the TSRA to perform any of its other functions;
- (m) do anything else that is incidental or conducive to the performance of any of the preceding functions.

STRUCTURE OF THE TSRA

The TSRA is a Commonwealth Statutory Authority established under the *Aboriginal and Torres Strait Islander Commission Act 1989*. It consists of an elected arm and an administrative arm. Please see section on TSRA Board for more details.

PROVISION OF FUNDING

The TSRA is required to prepare estimates of receipts and expenditure for each financial year for submission to the Minister for Aboriginal and Torres Strait Islander Affairs.

The TSRA operates a number of programs and sub-programs for the allocation of funds within the region including:

- loans and grants for enterprises;
- housing loans;
- economic, social and cultural grants to organisations and individuals;
- the administrative and elected arm running costs;

- funding for programs to be conducted by the State; and
- funding for programs to be conducted by community councils.

The actual allocation of money is undertaken by the TSRA elected arm. The administration is responsible for implementing the elected arm's decisions. The administration also ensures that grants and loans are used in accordance with the purposes for which they are provided, and that grants and loans are appropriately acquitted and repaid.

CATEGORIES OF DOCUMENTS

- The Corporate section maintains files on TSRA expenditure; financial records; client accounts; financial procedures; asset register; property management records; personnel files of TSRA officers; files relating to housing and enterprise loans; and Grants and Personnel Policy documents including instructions from the Public Service Commissioner; Department of Industrial Relations and Small Business and the Remuneration Tribunal. The Corporate section is also responsible for files containing Ministerial briefings; engagement of consultants; Occupational Health and Safety; Equal Employment Opportunities; Industrial Democracy; responses to ombudsman's activities and responses to Freedom of Information activities.
- The Secretariat section maintains: copies of the submissions that have been presented to the TSRA meetings; minutes of the TSRA Meetings; TSRA Decision sheets; and financial records relating to payment of TSRA Members and meetings.
- Field Operations section maintains files relating to grants and community profiles.
- A number of manuals and guidelines are used in the TSRA's decision-making policies and guidelines, including the TSRA Decision Making Principles, Finance Procedures manual, and the Program and Administration Delegation manuals.

APPENDIX 3: Advertising and Market Research

The TSRA uses ATSIC, under a Memorandum of Understanding (MoU), for national advertising of job vacancies. In addition, the TSRA uses the local print media for advertising job vacancies, publishing media releases and for the distribution of the TSRA newsletter under Commonwealth Financial Guidelines.

No market research or polling and direct mailing of organisations was undertaken by the TSRA.

APPENDIX 4: Staffing Overview; Ministerial Appointments

- a. Part-time and temporary staff at 30 June 2000
- b. Nominal total staff at 30 June 2000 (including part-time and temporary staff)
- c. Representation of EEO groups within salary levels at 30 June 2000
- d. Senior Executive Service gains and losses in 1999-2000
- e. Quantum and distribution of performance pay in 1999-2000
- f. Organisational chart at 30 June 2000
- g. Ministerial Appointments

a. Staff classification breakdown (part-time and temporary staff)

Classification	Torres Strait Islander & Aboriginal			Non Torres Strait Islander & Aboriginal		
	Male	Female	Total	Male	Female	Total
Senior Executive Service						
Executive Level 2						
Executive Level 1						
APS Level 6						
APS Level 5						
APS Level 4						
APS Level 3						
APS Level 2		1	1			
APS Level 1	1	2	3			
Sub total						
Total	1	3	4			

b. Nominal total staff at 30 June 2000 (includes part-time and temporary staff)

Classification	Torres Strait Islander & Aboriginal			Non Torres Strait Islander & Aboriginal		
	Male	Female	Total	Male	Female	Total
Senior Executive Service				1		1
Executive Level 2						
Executive Level 1	1		1	3		3
APS Level 6	1		1	3		3
APS Level 5		2	2		2	2
APS Level 4		6	6	2		2
APS Level 3		1	1			
APS Level 2	1	3	4			
APS Level 1						
Sub total						
Total	3	12	15	9	2	11

c. Representation of EEO groups within salary level at 30 June 2000

Salary	Women	TSI&A	NESB	PWD
\$92,950 (Senior Executive Services)				
\$64,981 to \$76,135 (Executive Level 2)				
\$56,341 to \$60,838 (Executive Level 1)		1	1	
\$43,949 to \$50,485 (APS Level 6)		1	1	
\$40,691 to \$43,148 (APS Level 5)	4	2	2	
\$36,482 to \$39,612 (APS Level 4)	6	6	5	
\$32,733 to \$35,329 (APS Level 3)	1	1	1	
\$28,739 to \$31,869 (APS Level 2)	3	4	4	
Below \$28,065 (APS Level 1)	2	3	3	
Total	16	18	17	

TSI&A Torres Strait Islander and Aboriginal

NESB Non-English-Speaking Background

PWD People with a Disability

d. Senior Executive Service gains and losses for 1999-2000

No gains or losses for 1999-2000.

e. Quantum and distribution of performance pay for 1999-2000

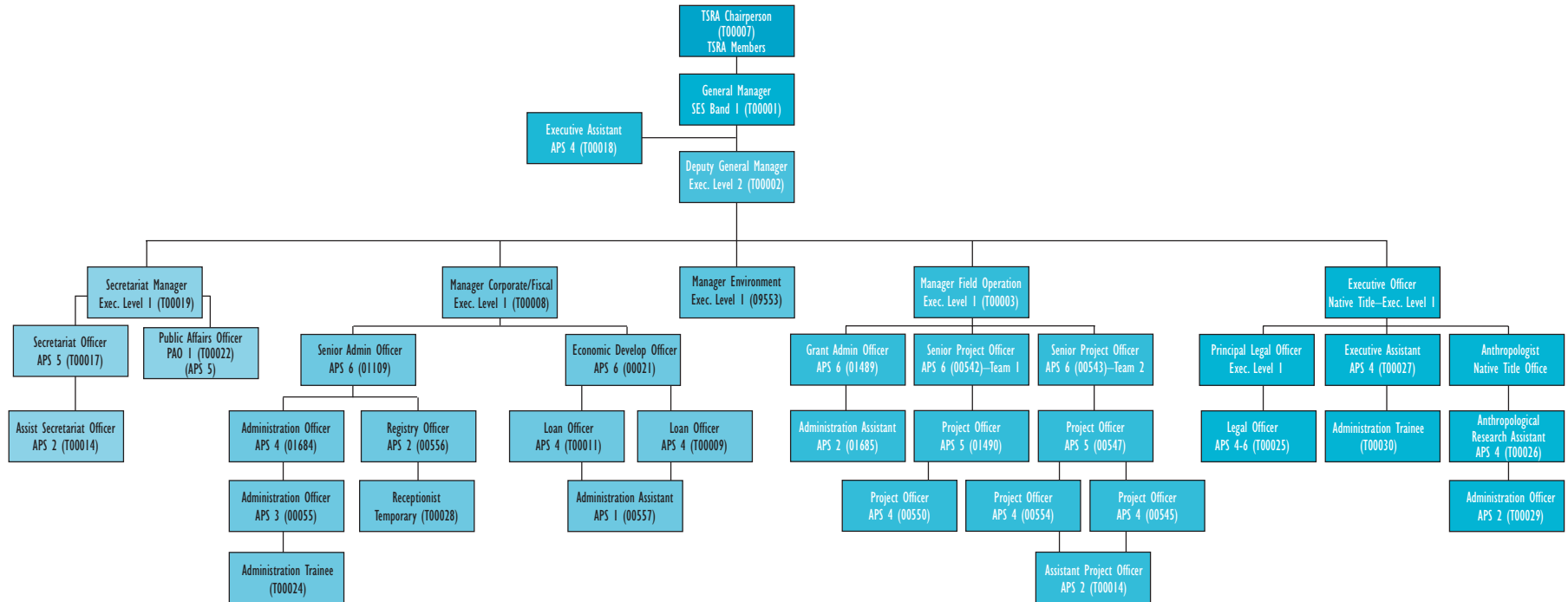
No specific performance pay was remunerated to the SES officer in the TSRA for 1999–2000.

f. Organisational Chart as at 30 June, 2000 (see p.70)**g. Ministerial Appointments**

There were two Ministerial appointments under Section 144L of the ATSI Act 1989 during the reporting period. Mr Iain Loganathan, Fiscal Management Officer, was appointed to act as General Manager for the period 9 July to 6 August 1999. Mr Brendan O'Connor, Secretariat Manager, was appointed to act as General Manager for the period 9 August to 20 August 1999.

TORRES STRAIT REGIONAL AUTHORITY

ORGANISATIONAL CHART AS AT 30 JUNE 2000



APPENDIX 5: Consultancy Summary

The TSRA used the services of 15 consultants during 1999-2000, as detailed below:

Consultant	Details of Consultancy	Amount(\$)
Longley & Stapleton	Oversee tender process to upgrade and re-configure TSRA LAN	\$20,535.00
J G Menham	Submission to Commonwealth Grants Commission	\$15,290.00
Felan Consulting	Badu Island Gabuth Tours	\$1,902.00
	Feasibility – Coconut tourism	\$1,682.00
	BFS monitoring	\$1,080.00
	Coconut and Yorke Islands tourism	\$1,643.00
	Coconut, Yorke and Seisia tourism	\$1,320.00
ASEA Regional Planning Development & Business Services	CEIS Seisia Abattoir Feasibility Study	\$2,747.00
Spencer & Morgan Associates	BFS monitoring	\$4,043.00
	CEIS Seisa Village Campground	\$2,625.00
Hall Chadwick	BFS monitoring	\$980.00
	Feasibility study Dauan & Kubin Guesthouses	\$240.00
	Feasibility study Torres News	\$150.00
	Feasibility study Badu Island Motel	\$1,700.00
Linda Meus	BFS monitoring Yorke Island	\$1,041.00
	CEIS monitoring Hammond Mini Mart	\$1,998.00
	BFS & CEIS monitoring	\$3,039.00
JPS Consultancy	BFS monitoring	\$1,965.00
Peter Devietti	BFS monitoring	\$12,443.00
Chung Lin Stock	Provision of financial and budgetary advice	\$60,697.00
Ray Wood	Anthropological inquiry to native title in seas	\$5,525.00
	Report on Kaurareg sea claim	\$1,925.00
	native title meeting	\$2,200.00
Nicolas Peterson	Preparation of Naghir connection report	\$11,550.00
Dr Jeremy Beckett	Preparation of Dauar & Waier land claim	\$10,796.00
Julie Lahn	Preparation of Aureed, Yarpur, Uttu and Zuizin Islands connection report	\$14,000.00
Netbridge Systems Integration	Upgrade and re-configure TSRA LAN	\$34,441.00
Total		\$215,577.00

GLOSSARY

AAT	Administrative Appeals Tribunal	ICC	Island Coordinating Council
AFMA	Australian Fisheries Management Authority	JAC	Joint Advisory Council (in relation to the Torres Strait Treaty)
Ailan Kastom	Island Custom	MaSTERS	Marine Strategy for Torres Strait
AM	Order of Australia	MIP	Major Infrastructure Program
ANAO	Australian National Audit Office	MoU	Memorandum of Understanding
ATSIC Act	Aboriginal and Torres Strait Islander Commission Act 1989	Mura Kosker	Mura Kosker Sorority Incorporated
BFS	Business Funding Scheme	NESB	Non-English-Speaking Background
BRACS	Broadcasting for Remote Aboriginal Communities Scheme	NTO	Native Title Office
CDC	Commercial Development Corporation	OH&S	Occupational Health and Safety
CDEP	Community Development Employment Projects	PKA	Port Kennedy Association
CEIS	Community Economic Initiatives Scheme	PNG	Papua New Guinea
CTP	Community Training Program	PSMPC	Public Service and Merit Protection Commission
DATSIPIID	Department of Aboriginal and Torres Strait Islander Policy and Development	PWD	People with a Disability
DETYA	Department of Education, Training and Youth Affairs	SES	Senior Executive Service
EAP	ATSIC Employee Assistance Program	TDA	Tamwoy Development Association
EEO	Equal Employment Opportunity	TRAWQ	Tamwoy, Rosehill, Aplin, Waiben and Quarantine
EMC	Environmental management Committee	TSI&A	Torres Strait Islander and Aboriginal
FAIP	Financial Administrative Improvement Program	TSIAB	Torres Strait Islander Advisory Board
FOI	Freedom of Information	TSIMA	Torres Strait Islander Media Association
Hon.	honourable	TSNP	Torres Strait and Northern Peninsula
IBIS	Islanders Board of Industry and Service	TSRA	Torres Strait Regional Authority
		TSYRSA	Torres Strait Youth and Recreation Sporting Association
		YAS	Youth Activities Services

INDEXES

- Abednego, John (former Chairperson), 1, 7, 11, 12
 accrual accounting, 27
 Aboriginal and Torres Strait Islander Affairs, Minister (Cwlth), 36
 Aboriginal and Torres Strait Islander Commission (ATSIC)
 relationship, 19
 Services Agreement, 6, 7, 18, 19
Aboriginal and Torres Strait Islander Commission Act
 1989, iv, 8, 14, 15, 16, 18, 19, 40
 Aboriginal and Torres Strait Islander Policy, Minister (Qld), 36
 Aboriginal people
 see Torres Strait Islander and Aboriginal people
 accommodation, office, 17
 achievements, planned, 21-3
 additional information, contact for, 1
 Administration, 5-6, 36
 Administrative Appeals Tribunal, 18
 advertising, 41
 advisory committees, 12, 31
 advocacy services, 29
 Ahmat, Jack, 9
 Ailan Kastom, v, 3
 airstrips, 36, 38
 appropriations, 20
 arts and culture, 27, 29-30, 38
 asthma, 14
 audits, 17
 Australian Fisheries Management Authority, 30, 31
 Australian Institute of Marine Science, 30
 Australian Institute of Torres Strait Islander Studies, 17
 Australian National Audit Office, 6, 17
 autonomy, 4, 38

 Badu Island, 9, 28, 29, 32, 34, 35, 37
 earthworks, 24
 Bamaga Community, 28, 34, 37
 Bamago Motel, 24
 Bilateral Commonwealth/State Housing Agreement, 36
 Billy, Ted, 9
 Board, TSRA, 4, 8-12
 Boigu Island, 3, 9, 28, 30, 33, 34, 37
 Bowie, Phillip, 12
 Broadcasting for Remote Aboriginal Communities Scheme (BRACS), 29
 broadcasting, 28-9

 bronchitis, 14
 budget, 20
 Business and Economic Development, 6
 see also economic development
 Business Funding Scheme (BFS), 6, 23-4
 industry sector, 24
 business loans, 3, 8

 Cairns, 29
 cancer, 14
 CDEP
 see Community Development Employment Project
 census, population, 13
 Chairperson, 8
 report, 2-4
 Chevron Gas Pipeline Proposal, 7, 30
 child care, 32-3
 Coconut Island, 2, 5, 11, 13, 27, 28, 31, 32, 35, 37
 Tourism Venture, 24, 25
 Commercial Development Corporation (CDC), 10
Commonwealth Authorities and Companies Act 1997, iv
 Community Development Employment Project (CDEP), 14, 20, 21, 25-6, 37, 38, 39
 Community Economic Initiatives Scheme (CEIS), 24-5
 community halls, 28, 37-9
 community housing, 36
 Community Training Program (CTP), 26-7, 37, 38, 39
 consultants, 45
 Corporate Development Plans, 6
 corporate documents, 18
 Corporate Services, 17-18
 courts, 29
 criminal activities, 7
 Croker Island, 3
 culture, 27, 30

 dance, 30, 39
 Darnley Island, 9, 28, 35, 37
 Dau, Edward, 9
 Dauan Island, 2, 3, 5, 8, 13, 27, 28, 29, 32, 33, 34, 35, 37
 Guest House, 24, 25, 37
 Day, Ron, 10
 deaths, 14
 Deliverance Island
 see Boigu
 Department of Aboriginal and Torres Strait Islander Policy and Development (DATSIPID), 33

- Department of Education, Training and Youth Affairs (DETYA), 25, 26
- Department of Finance and Administration (Cwlth), 36
- Department of Primary Industries (Qld), 32
- Department of Transport (Qld), 33
- Deputy Chairperson, 8
- desalination systems, 33, 35
- Devereux, Max, 6
- diabetes, 14
- disability, staff with, 43
- documents, 18, 41
- domestic violence, 32
- Doolah, Elia, 9
- drainage, 22, 34, 35

- economic development, 3, 21, 23-5
- education and training, 14, 26
- elections, TSRA, 18
- Elu, Joseph, 10
- emphysema, 14
- Employee Assistance Program (EAP), 18
- employment, 14, 28
- Environment Australia, 30, 31
- environment, 17, 30, 33
- Environmental Management Committee (EMC), 7
- Equal Employment Opportunity, 18, 42
- equipment and machinery, 28
- Erub Island
 - see Darnley Island
- establishment, TSRA, 14-15, 40
- external audit, 17

- Family and Community Services, Minister (Cwlth), 36
- Financial Administration Improvement Program (FAIP), 26
- financial information system, 6, 19
- financial statements, ??
- fisheries management, 7, 9, 31
- fishing industry, 24
 - seafood processing, 38
- Freedom of Information Act 1982*, 1, 18, 19, 40-1
- freedom of information, 18, 19
- functions, TSRA, 15-16, 40
- funding, TSRA, 40-1

- Garnier, Henry, 9
- gas pipeline, 7, 30

- General Manager, 43
 - report, 5-7
- goals, vi
- grants, 28, 30, 31, 37
- Great Barrier Reef Marine Park Authority, 30
- Greater Autonomy Taskforce, 4

- halls, community, 28, 37
- Hammond Island, 3, 9, 28, 33, 34, 37
- harassment officers, 18
- health, 14
- heart disease, 14
- Heritage, Culture and Environment, 29-31
- High Court, 13
- home ownership, 14, 24
- Horn Island, 12
- hospital admissions, 14
- Housing and Environment, Health and Infrastructure Program, 20, 22, 33-6
- housing, 14, 33, 36
- Housing, Minister (Qld), 36
- human resources, 17, 19
 - see also staff
- human rights, 29

- income, 14
- Indigenous Advisory Committee, 31
- industrial democracy, 18
- information technology, 6, 7, 19
- infrastructure, 2, 3, 4
- insurance, home ownership, 23, 24
- internal audit, 17
- Island Co-ordinating Council (ICC), 8, 9, 10, 11, 12, 28, 29, 30, 31, 32, 36, 37
- Island of Origin, 37
- Islanders Board of Industry and Service (IBIS), 9, 26

- James Cook University, 30
- Joint Advisory Council (JAC), 7
- Joint Torres Strait Housing and Infrastructure Agreement, 3

- Kris, John, 11
- Kubin Community, 3, 5, 10, 29, 33, 35, 36, 37

- land claims
 - see native title

- land, purchase of, 36, 39
- Legal Aid, 29
- legal services, 23, 29
- legislation, 15
 - separate Act, 2, 5
- Lena Passi Domestic Violence Workshop, 32
- Levi, Miseron, 6, 7
- loans, 3, 6, 23-4
- Lui, Getano, 11

- Mabo day, 39
- Mabuiag Island, 2, 5, 8, 13, 27, 35, 37, 38
- Magistrates Courts, 29
- Major Infrastructure Program (MIP), 4, 7, 30, 33, 34-6, 38
- marine environment, 31
- Marine Strategy for Torres Strait (MaSTERS), 31
- market research, 41
- Masig Island
 - see Yorke Island
- Mau, Margaret, 8, 12
- meat processing facilities, 34
- meetings, 12
- Memorandum of Understanding, 19, 41
- Mer Island
 - see Murray Island
- ministerial appointments, 43
- Moa Island, 2, 10, 13
- mortality rates, 14
- Mosby, Donald, 11
- Mosby, Joey, 7
- Municipal Support program, 27-8
- Mura Kosker Sorority, 32, 37, 38
- Muralug (Prince of Wales) Island, 12
- Murray Island, 3, 10, 13, 28, 33, 35, 37

- Native Title Act 1993*, 2
- Native Title Office, 2, 7, 20, 27, 31
- native title, 2-3, 7, 13, 18, 20, 21-2, 27
- newsletters, 18, 36
- Ngurupai (Horn) Island, 12
- non-English speaking backgrounds, staff from, 43
- non-Indigenous population, 13, 14

- objectives, 17
- Occupational Health and Safety (Commonwealth Employment) Act 1990*, 18

- occupational health and safety, 18
- ocean resources, 30
- Office of Evaluation and Audit, 6, 17
- oil spills, 31
- organisation and structure, 40, 44
- outcome and outputs, 20-36
- outsourcing, 17
- Ove Arup & Partners, 34

- Papua New Guinea, 7, 13, 30
- passports, 7
- Pearson, Francis, 11
- Pearson, Gibson, 7
- performance pay, 43
- perinatal conditions, 14
- pneumonia, 14
- Policy and Information program, 20, 23, 36
- population, 13
- Port Kennedy Association, 31, 32, 37
- Port Kennedy, Member for, 10
- Portfolio members
 - Arts, Language, Culture and Sport, 8
 - Education, Training and Employment, 10
 - Health and Environment, 12
 - Housing and Infrastructure, 11
 - Marine and Fisheries, 9
 - Small Business and Economic Development, 6
 - Women's Issues, 8
- Portfolio positions, 12
- Poruma Island
 - see Coconut Island,
- powers of direction by Minister, 16
- powers of TSRA, 16
- Prince of Wales Island, 12
- Privacy Act 1988*, 18
- privacy, 18
- Program Performance
- property, 17
- protected areas, 17
- public relations, 36
- publications, 18, 32
- Pulu Island
 - see Mabuiag

- Queensland Auditor General, 27
- Queensland Broncos visit, 39
- Queensland Community Services (Torres Strait) Act 1984*, 8, 15

Queensland Department of Transport, 36
 Queensland Government, 3, 26, 28, 32, 34

radio broadcasting, 28-9

recruitment

see staffing

railway celebrations, 38

recreation, 31-2, 37, 39

Reef Advisory Committee, 31

research projects, 31

research protocols, 18, 31

respiratory diseases, 14

reviews, 16

rugby league, 32

Saibai Island, 2, 5, 8, 13, 34, 36, 37

Savage, Saila, 10

seafood processing, 28, 38

Seisia Community, 10, 34, 37

meat processing facilities, 24

Senior Executive Staff, 42, 43

Service Agreement, 7, 18, 19

Service Charter, 18

sewerage, 34-5, 36, 38

social justice, 29

social programs, 31-3

Social, Cultural and Development program, 20, 22, 27-31

Somerset Island, 13

sport, 31-2, 37, 39

St Pauls Community, 3, 5, 11, 28

staff, 6, 7, 21

numbers, 42

training and development, 6, 17, 26

Stephen Island, 3, 29, 31, 33, 35, 37

Stephen, Pastor Pedro, 10, 12

Straitcare, 30

structure, TSRA, 40

organisation chart, 44

Tamwoy Development Association (TDA), 11

television and radio services, 28-9

Thursday Island, 5, 13, 29, 36

TI primary school, 39

Torres News, 18

Torres Shire Council, 10, 39

Torres Strait and Northern Peninsula Legal Service (TSNP), 39

Torres Strait Cultural Festival, 30

Torres Strait Development Plan, 18, 19

Torres Strait Framework Agreement, 3

Torres Strait Health Strategy, 14

Torres Strait Heavy Metals Research Project, 30

Torres Strait Islander and Aboriginal people, 6

Torres Strait Islander Commission Act 1989, 14

Torres Strait Islander Media Association (TSIMA), 11, 28, 29

Torres Strait Region, description, 13

Torres Strait Treaty, 7

Torres Strait Youth and Recreational Sporting Association (TSYRSA), 31, 32

training, 6, 17, 26

TRAWQ communities, 11, 39

Ugar Island

see Stephen Island

unemployment, 14, 32

vision statement, v

Waia, Terry, 7, 8, 12

Warner, the Hon. Nick, 7

Warraber Island, 2, 5, 9, 13, 27, 28, 29, 35, 39

water reservoirs, 5

Water Upgrade, Stage 2, 3-4, 5, 33, 38

water, quality, 14, 34-5

website, 36

Whap, Terrence (Alternate Deputy Chairperson), 8, 12

Williams, Reg, 12

Women's Council for Rural and Regional Communities, 8

women's issues, 8, 32-3

Workplace Agreement, 5

works, summary of, 34-5

World Health Organization, 22, 33

Yam Island, 11, 28, 31, 34, 35, 39

Yorke Island, 2, 5, 11, 13, 27, 33, 35, 39

Youth Activities Services (YAS), 31, 32, 39

youth, 31-2

COMPLIANCE INDEX

advertising, 41

aids to access

 contents, iii

 glossary, ??

 index, ??

 preface, 1

annual report contact officer, 1

consultancies, 45

corporate overview, 17

documents available, 18, 41

enabling legislation, 15

equal employment opportunity, 43

financial statements, 46-??

freedom of information, 18, 19

functions of the TSRA, 15-16

grants by the TSRA, 28, 30, 31, 37

independent audit report, ??

industrial democracy, 18

information available on request, 1

internal and external scrutiny, 17

letter of transmittal, iv

market research, 41

members of the TSRA, 8

occupational health and safety, 18

outcome and outputs, 20-36

privacy, 18

program structure, 44

social justice, 29

staff of the TSRA, 6, 7, 42

